


Price List of Parts



Ford Model T



Mail this Sheet to the Ford Motor Co., Detroit

In order that we may have a complete record of each individual owner of Ford Model T Cars, we ask you to kindly fill in this sheet, then tear it out of the book and mail to the Ford Motor Company, Detroit, Michigan.

Date.....191.....

Model T (Style of Body).....

Car Number is.....

Car number is given on small metal plate fastened directly over steering post on dashboard of car

Motor Number is.....

Motor number is given on the right side of the base of the cylinder casting near the forward end

Car Purchased from.....

of..... Date.....191.....

Name.....

Address.....

According to the Number Plate on the dash of your Model T Car you agree at the time of Purchase to register your name, address, date of purchase and car number with the Ford Motor Company as the owner of a Ford Model T Car, in order to be protected under the warranty of the manufacturer; therefore please fill in the other side of this page and mail it to the

Ford Motor Company

DETROIT, U. S. A.

Price List of Parts

Ford Model T 1909-1910-1911-1912

Prices in effect December 1, 1911

Ford Motor Company

Main Factory and General Offices—Detroit, U. S. A.
Canadian Factory—Walkerville, Ont., Canada. European Factory—Manchester, England
Assembling Plants—Long Island City, New York, Cambridge, Mass.,
and Kansas City, Mo.

BRANCH HOUSES:

Atlanta—311 Peachtree St.
Boston—650 Beacon St.
Buffalo—1050 Main St.
Cambridge—195 Massachusetts Ave.
Chicago—1444 Michigan Ave.
Cincinnati—911 Race St.
Cleveland—4400 Euclid Ave.
Dallas—1915 Commerce St.
Denver—1552 Broadway
Detroit—1550 Woodward Ave.
Fargo—209 North Pacific Ave.
Hamburg, Germany
Hamilton, Ont.—128 King St. W.

Houston—800 Walker Ave.
Indianapolis—526 N. Capitol Ave.
Kansas City—1608 Grand Ave.
London, Eng.—57 Shaftesbury Ave.
Long Island City—
 Jackson and Honeywell Sts.
Los Angeles—Olive and Twelfth Sts.
Louisville—931 S. Third St.
Manchester, Eng.—Trafford Park
Melbourne, Aus.—103 William St.
Memphis—444 Monroe Ave.
Montreal, Que.—7 Park Ave.
New York—1723 Broadway

Omaha—1916 Harney St.
Paris, France—144 Boulevard Pereire
Philadelphia—250 N. Broad St.
Pittsburgh—5925 Baum St.
St. Louis—3667 Olive St.
San Francisco—100 Van Ness Ave.
Seattle—532 Nineteenth Ave. N.
Toronto, Ont.—106 Richmond St. W.
Vancouver, B. C.—1129 Howe St.
Walkerville, Ont.
Winnipeg, Man.—309 Cumberland Ave.
Foreign Department—18 Broadway,
 New York City

Large Distributors and Dealers in all other Principal Cities

Instructions for Ordering Parts

- 1—Order all parts through the nearest Ford Branch or Ford Dealer in your territory, as parts for the Ford Model T car are carried in stock by them.
- 2—Always specify **model** and **give Car Number** of your car. Give **number** and **name** of each part ordered.
- 3—**Cash should accompany all orders.** If it is desired to have parts shipped C. O. D., a deposit sufficient to cover transportation charges both ways must be remitted with the order.
- 4—Mail orders must be accompanied by an amount sufficient **to cover Postage.**
- 5—All prices are net f. o. b. Detroit.
- 6—Specify whether shipments are to be forwarded by mail, express, freight, or with carload of machines.
- 7—Orders for parts should be written separately from correspondence pertaining to other matters, as this will insure prompt handling by the Parts Department at the factory.

Telegraph Code

To save expense, to expedite ordering and for the convenience of those purchasing parts, we have arranged a code word for each part of the Ford Model T car. In addition to the Parts Code we list below a brief General Code covering miscellaneous instructions, questions and answers relative to the entering and shipping of parts ordered.

In telegraphing an order for parts start with the code telling us how to ship, then use the word for the part wanted, stating the number required and then give the number of your car.

The following will illustrate how to send in an express order for Eight Push Rods No. 3058, and Three Transmission Band Springs No. 3425:

FORD MOTOR COMPANY, DETROIT, MICH.

Toperig eight Carat three Dispark for car No. 2841.

Signed _____

Toperig—Ship to me (us) by express.

Toperkleur—Ship by express to _____

Topermolen—Ship to me (us) by American Express.

Toperoker—Ship to me (us) by U. S. Express.

Toperal—Ship to me (us) by Wells, Fargo Express.

Toperpool—Ship to me (us) by Dominion Express.

Topersteen—Ship to me (us) by freight.

Toper—Ship to me (us) by mail.

Topfton—When and how did you ship parts called for in my (our) telegram of _____

Topflutch—When and how will you ship parts called for in my (our) telegram of _____

Topfwasser—When and how will you ship parts called for in my (our) letter of _____

Topfgeld—Cancel order for parts our (my) telegram of _____

Topfgicht—Cancel order for parts my (our) letter of _____

Topfkiemer—Add to our (my) telegraph order of _____

Part No.	Name of Part	Specifications	Price	Code Word	Fac. No.	No. Req. per Car
REAR AXLE 56 INCH						
2500	Rear axle assembly with tapered hubs.		\$80 00	Aband	95E	1
2501B	Axle housing—right.	26" long.	12 00	Abase	1E	1
2502B	Axle housing—left.	26" long.	12 00	Abear	2E	1
2503A	Axle housing bolt and nut.	$\frac{5}{16}$ " x $\frac{1}{16}$ "	05	Abhor	42A	5
2503B	Axle housing bolt and nut.	$\frac{5}{16}$ " x $\frac{3}{32}$ "	05	Abide	42B	5
2503C	Axle housing bolt and nut.	$\frac{1}{16}$ " x $1\frac{1}{16}$ "	05	Abject	42C	7
2503D	Axle housing bolt and nut.	$\frac{5}{16}$ " x $1\frac{7}{8}$ "	05	Abjure	157	2
2505	(This style shaft discontinued—substitute 2505A).					
2505A	AXLE SHAFT WITH GEAR AND TAPER HUB.	$1\frac{3}{32}$ " x $31\frac{1}{16}$ "	8 00	Abscond		2
2505B	Axle shaft—substitute 2505C.					2
2505C	Axle shaft with taper hub.	$1\frac{5}{32}$ " x $31\frac{1}{16}$ "	5 50	Aboon		2
2505D	Axle shaft (for taper hub).	$1\frac{3}{32}$ " x $31\frac{1}{16}$ "	2 50	Abode	2818	2
2506	Axle shaft washer (fibre).	$\frac{1}{16}$ " x $1\frac{1}{2}$ " dia.	05	Abound	39	1
2508	Axle shaft roller bearing.	$2\frac{1}{4}$ " x 4"	1 00	Abrase	97	4
2509	Axle shaft roller bearing sleeve.	4" long.	25	Abray	170	4
2510	Axle housing cap.	$1\frac{3}{8}$ " hole, $2\frac{1}{4}$ "	05	Abroad	56	2
2510A	Axle outer roller bearing steel washer.	$1\frac{3}{16}$ " x $2\frac{1}{4}$ " dia.	05	Absinthe	199	2
2510B	Axle outer roller bearing felt washer.	$\frac{1}{16}$ " x $\frac{7}{8}$ " hole, $2\frac{1}{16}$ " dia.	05	Absist	104	2
2511	DIFFERENTIAL ASSEMBLY		25 00	Absorb.	100B	1
2512	Differential case left.	For $\frac{1}{16}$ " spider arm.	4 00	Abstain	10B	1
2512B	Differential case left.	For $\frac{5}{8}$ " spider arm.	4 00	Absurd	10C	1
2513	Differential case right.	For $\frac{1}{16}$ " spider arm.	3 50	Abunda	11 B	1
2513B	Differential case right.	For $\frac{5}{8}$ " spider arm.	3 50	Abyss	11 C	1
2514	Differential case stud and nut.	$\frac{3}{8}$ " x $2\frac{3}{4}$ "	10	Arcadian	52-53	3
2517	Differential case bushing (bronze).	$1\frac{1}{16}$ " bore, $1\frac{1}{4}$ " dia.	40	Accite	19	2
2518	Differential drive gear. (Specify if fastened by screws or rivets.)	40 teeth.	6 00	Accost	12B	1
2519	Differential drive gear screw.	$\frac{5}{16}$ " x $\frac{3}{32}$ "	02	Accoy	103	10
2519A	Differential gear lock ring.		05	Acetic	118	2
2520	Differential gear.	24 teeth.	2 50	Acme	13	2
2521	Differential gear key.	$\frac{1}{16}$ " long.	05	Acquiet	21B	2

Part No.	Name of Part	Specifications	Price	Code Word	Fac. No.	No. Req. per Car
REAR AXLE 56 INCH—Continued						
2521B.	Differential gear key	1 $\frac{3}{8}$ " long	\$ 0.05	Acrid	137	2
2522	Differential gear pin	1 $\frac{3}{8}$ " long	05	Actor	36	2
2523	Differential gear thrust washer (fibre)	1 $\frac{3}{8}$ " hole, 3 $\frac{1}{16}$ " dia.	15	Actress	32	2
2524	Differential pinion	$\frac{1}{8}$ " bore, 12 teeth	1 00	Acute	14B	3
2524B.	Differential pinion	$\frac{5}{8}$ " bore, 12 teeth	1 00	Adage	14C	3
2525	Differential pinion bushing	$\frac{1}{8}$ " bore	20	Adder	93B	3
2525B.	Differential pinion bushing	$\frac{5}{8}$ " bore	20	Addict	93C	3
2526	Differential spider with bushing	$\frac{1}{8}$ " dia. arm.	2 00	Addlet	15B	1
2526B.	Differential spider with bushing	$\frac{5}{8}$ " dia. arm.	2 00	Adduce	15C	1
2527	Differential spider bushing	1 $\frac{1}{16}$ " bore, 1 $\frac{1}{16}$ " dia.	30	Adfect	18	1
2528	Differential thrust plate	2 $\frac{3}{8}$ " bore, 3 $\frac{3}{4}$ " dia.—babbitt	40	Adieu	30	2
2529	Differential thrust plate	2 $\frac{1}{4}$ " bore, 3 $\frac{3}{4}$ " dia.—steel	15	Adjoin	31	4
2530	Differential thrust plate pin	$\frac{1}{2}$ " long	05	Admix	17	2
2531	Differential thrust plate pin	$\frac{7}{16}$ " long	05	Adgast	37	4
2532	Differential housing oil plug	$\frac{3}{4}$ " x 24 thds	05	Agger	817	1
2545B.	Rear axle grease cup	$\frac{1}{8}$ " pipe thds	15	Agat	76	3
2547	Rear radius rod		2 50	Altar	152	2
2548	Radius rod nut	$\frac{9}{16}$ " x 18 thds	05	Amass	77	2
2549	Radius rod lock nut	$\frac{9}{16}$ " x 18 thds	05	Amber	78	2
2550	Radius rod lock washer	$\frac{1}{16}$ "	01	Ambush	2823	2
2551	Radius rod bolt	1 $\frac{1}{2}$ " x 1 $\frac{1}{2}$ "	05	Ampite	83	4
2554	Ball joint support bolt and nut	$\frac{3}{8}$ " x 1 $\frac{1}{8}$ "	05	Amabe	79 and 80	4
2557	Hub cam shaft—right	3 $\frac{1}{8}$ " long	30	Amuck	92B	1
2558	Hub cam shaft—left	3 $\frac{1}{8}$ " long	30	Anchor	61B	1
2559	Hub cam shaft bushing	$\frac{1}{2}$ " bore $\frac{1}{16}$ " dia. 1 $\frac{3}{16}$ "	20	Ancient	173	2
2560	Hub brake spring		05	Anger	63	2
2561	Hub brake spring rivet, per dozen	$\frac{1}{8}$ " x $\frac{3}{4}$ "	05	Anoint	64	4
2562	Cam shaft lever	$\frac{1}{2}$ " bore	30	Arab	62	2
2563	Cam shaft lever pin	$\frac{1}{16}$ " x $\frac{7}{8}$ "	02	Arbor	7	4
2564	Lever clevis pin	$\frac{1}{8}$ " x 1"	02	Arcade	65	4
2566	Brake shoe (cast iron)	7 $\frac{1}{16}$ " dia.	50	Arctic	55	2

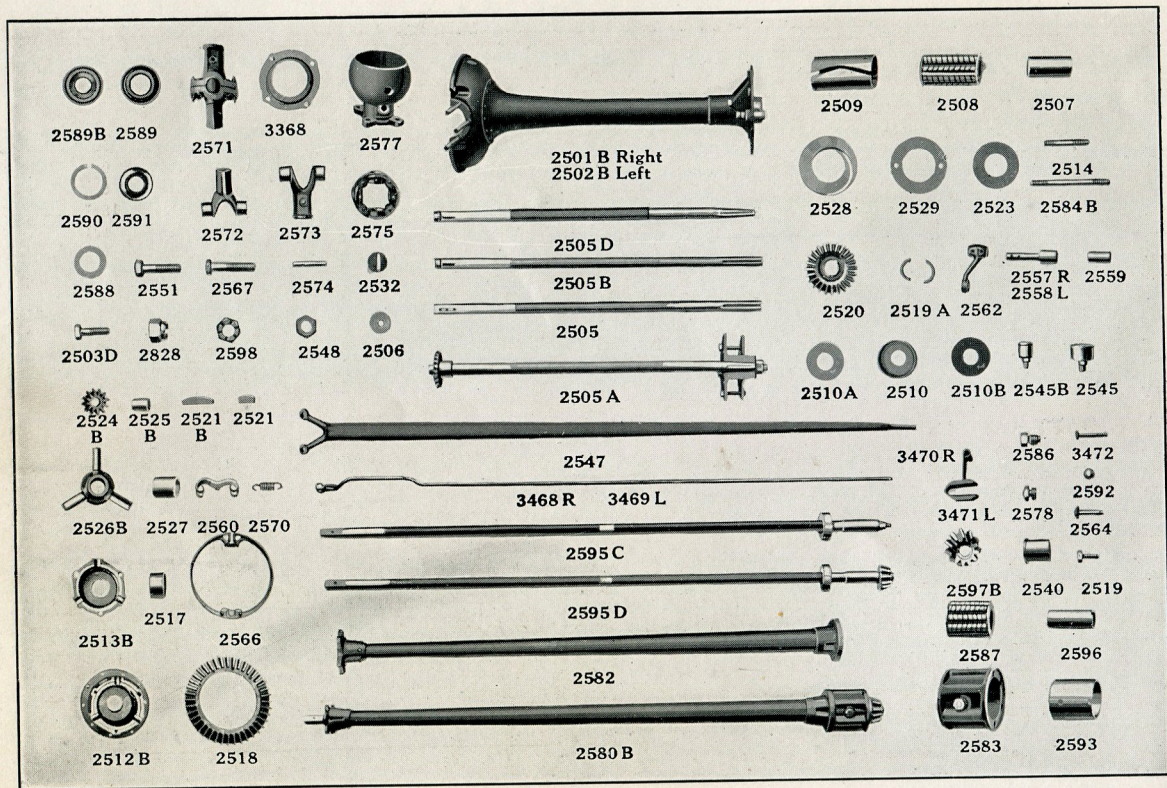


PLATE No. 1—Rear Axle Parts

Part No.	Name of Part	Specifications	Price	Code Word	Fac. No.	No. Req. per Car
REAR AXLE 56 INCH—Continued						
2567	Brake shoe support bolt	$\frac{1}{2}$ " x $1\frac{1}{8}$ "	\$ 0 05	Argus	59	2
2568	Brake shoe support nut	$\frac{1}{2}$ " x 20 thds	03	Armor	60	2
2570	Brake shoe coil spring	$1\frac{1}{4}$ " long	05	Arson	67	2
2571	UNIVERSAL JOINT ASSEMBLY		2 50	Ashore	151B	1
2572	Joint knuckle (male)		75	Ashust	45B	1
2573	Joint knuckle (female)		1 00	Askew	46B	1
2574	Joint knuckle pin	$\frac{3}{8}$ " x $1\frac{1}{2}$ "	02	Asleep	6	1
2575	Joint ring, complete	$3\frac{1}{8}$ " dia.	75	Astert	49B	2
2576	Joint ring rivets (per set 4)	$\frac{1}{4}$ " x $1\frac{1}{8}$ "	05	Atche	50	4
2577	Joint housing	$4\frac{3}{8}$ " long	75	Atlas	70	1
2578	Joint housing plug	$\frac{1}{2}$ " x 20 thds	05	Atom	75	1
2579	Ball joint grease cup	$\frac{1}{4}$ " pipe thds	25	Attic	195	1
2580	Ball cap gasket	Felt	05	Auburn	1518	1
DRIVE SHAFT ASSEMBLY						
2580B	Drive shaft assembly		\$20 00	Balker		1
2582	Drive shaft housing	$46\frac{3}{8}$ " long	6 00	Ballad	153D	1
2583	Drive shaft roller bearing housing	4" dia., $3\frac{1}{4}$ " long	1 00	Ballot	191B	1
2584	Drive shaft roller bearing stud and nut	$\frac{3}{8}$ " x $4\frac{1}{4}$ "	10	Bamily	183	6
2584B	Drive shaft roller bearing stud and nut	$\frac{3}{8}$ " x $4\frac{5}{8}$ "	10	Balneal	183B	6
2586	Drive shaft roller bearing housing set screw	$\frac{1}{2}$ " x 20 thds	05	Banco	101	1
2587	Drive shaft roller bearing	$2\frac{5}{8}$ " long	1 50	Balsam	108	1
2588	Drive shaft roller bearing distance plate	$1\frac{1}{4}$ " bore, $2\frac{1}{2}$ " dia.	05	Bandlet	106	1
2589B	Drive shaft ball bearing assembly	$\frac{3}{8}$ " W., $2\frac{5}{8}$ " dia.	1 45	Bander	185	1
2589	Drive shaft ball race	$\frac{3}{8}$ " W., $2\frac{5}{8}$ " dia.	35	Bandon	186	1
2590	Drive shaft ball retainer	$2\frac{1}{4}$ " dia.	05	Bandroe	190	1
2591	Drive shaft ball thrust collar	$1\frac{3}{8}$ " bore, $2\frac{1}{4}$ " dia.	45	Bandault	188	1
2592	Drive shaft ball bearings, each	$\frac{3}{8}$ " ball	04	Bandy	249	15
2593	Drive shaft roller bearing sleeve	$2\frac{5}{8}$ " dia., $2\frac{7}{8}$ " long	80	Bangle	107	1
2595	Drive shaft with sleeve fitted (straight shaft)	1" x $53\frac{3}{8}$ "	3 50	Banish	87C	1
2595B	Drive shaft only (tapered end)	$1\frac{3}{8}$ " x $53\frac{1}{8}$ "	3 00	Banjo	87D	1

Part No.	Name of Part	Specifications	Price	Code Word	Fac. No.	No. Req. per Car
DRIVE SHAFT ASSEMBLY—Continued						
2595C	Drive shaft with sleeve and ball bearing assembly	1 $\frac{3}{8}$ " x 53 $\frac{11}{16}$ "	\$ 4 00	Bannock		1
2595D	Drive shaft with pinion, and ball bearing assembly	1 $\frac{3}{8}$ " x 53 $\frac{11}{16}$ "	8 00	Banquet	154D	1
2596	Drive shaft sleeve	1" bore, 3 $\frac{1}{16}$ " long	70	Banshee	163B	1
2597	Drive shaft pinion	$\frac{7}{8}$ " bore, 11 teeth	4 00	Baneful	16B	1
2597B	Drive shaft pinion	Tapered, 11 teeth	4 00	Banewort	16C	1
2598	Drive shaft castle nut	$\frac{5}{8}$ " x 18 thds	05	Banet	124	1
2598 $\frac{1}{2}$	Drive shaft pinion key		10	Banker	57B	1
2540	Drive shaft housing front bushing	1" bore, 1 $\frac{3}{4}$ "	60	Balkish	69	1
REAR AXLE 60 INCH TREAD						
2599	Rear axle assembly (with tapered hubs)		\$80 00	Bankrupt	1727C	1
2600	Rear axle housing—right	28" long	12 00	Bantam	1701G	1
2601	Rear axle housing—left	28" long	12 00	Bantling	1702G	1
2602B	Rear axle shaft	1 $\frac{5}{16}$ " x 33 $\frac{1}{16}$ "	2 50	Baptism	2725	2
2604	Rear radius rod	53 $\frac{3}{8}$ " tub only	2 50	Barbett	1726	2
2605	Hub brake pull rod—right	$\frac{5}{16}$ " x 54 $\frac{1}{16}$ "	45	Barble	1710B	1
2605	Hub brake pull rod—left	$\frac{5}{16}$ " x 54 $\frac{1}{16}$ "	45	Barcon	1721	1
FRONT AXLE 56 INCH TREAD						
2690	Front axle assembly	51 $\frac{1}{8}$ " from center of bolt holes	\$24 00	Barila	261B	1
2691	Front axle only	51 $\frac{1}{8}$ " from center of bolt holes	8 00	Barber	202B	1
2692	Spindle body with arm—right	1911-12	3 50	Barge	282-203B	1
2693	Spindle body with arm—left	1911-12	3 50	Barth	270-204B	1
2694	Spindle body—right	1911-12	2 50	Bardash	203B	1
2695	Spindle body—left	1911-12	2 50	Bardish	204B	1
2696	Spindle arm—left	1911-12	1 00	Bardism	270	1
2696B	Spindle arm—right	1912	1 00	Bardo	282	1
2697	Spindle arm nut	$\frac{9}{16}$ " x 18 thds	05	Bardling	77	2
2702	Spindle assembly—right	1909-10	3 50	Barkate	203A	1
2703	Spindle assembly—left	1909-10	3 50	Barker	204A	1

Part No.	Name of Part	Specifications	Price	Code Word	Fac. No.	No. Req. per Car
FRONT AXLE 56 INCH TREAD—Continued						
2704	Stationary cone (inside)	1 $\frac{3}{16}$ " bore, 1 $\frac{1}{2}$ " dia.	\$ 0 30	Barkless	205	2
2705	Adjusting cone—right thread	$\frac{3}{4}$ " x 16 thds R. T.	20	Barley	206	1
2706	Adjusting cone—left thread	$\frac{3}{4}$ " x 16 thds. L. T.	20	Barrack	207	1
2707	Spindle nut—right thread	$\frac{3}{4}$ " x 16 R. H. thds.	10	Barrow	208B	1
2708	Spindle nut—left thread	$\frac{3}{4}$ " x 16 L. H. thds.	10	Baron	209B	1
2709	Spindle washer	$\frac{1}{2}$ " hole x 1 $\frac{3}{8}$ "	02	Barras	210	2
2710	Spindle bolt	$\frac{1}{2}$ " x 6 $\frac{3}{4}$ "	40	Barter	211B	2
2711	Spindle bolt nut	$\frac{1}{2}$ " x 20 thds.	05	Barton	60	2
2713	Spindle body bushing (pair)	$\frac{1}{2}$ " bore.	40	Bartram	223	2
2714	Spindle arm bushing	$\frac{1}{8}$ " bore, $\frac{1}{4}$ " dia., 1" L.	15	Barwood	225	2
2715	Spindle oiler	$\frac{1}{8}$ " pipe thd.	15	Baryta	218	2
2716	Spindle connecting rod with yoke	47 $\frac{1}{4}$ " C. to C.	2 50	Barytone	264	1
2717	Spindle connecting rod with ball pin	46 $\frac{3}{4}$ " long.	2 00	Basalt	268	1
2718	Spindle connecting rod bolt	$\frac{1}{8}$ " x 2 $\frac{1}{4}$ "	05	Basan	216	2
2719	Spindle connecting rod bolt nut	$\frac{1}{8}$ " x 20 thds.	05	Bashful	220	2
2720B	Spindle connecting rod bolt oiler	$\frac{1}{8}$ " pipe thd.	15	Basque	218	2
2721	Spindle connecting rod yoke	2 $\frac{3}{4}$ " long.	50	Bashule	248	1
2722	Steering yoke clamp bolt and nut	$\frac{3}{8}$ " x 1 $\frac{1}{2}$ "	05	Basil	79-251	1
2725	Steering gear connecting rod only	$\frac{1}{2}$ " x 20 thds.	30	Basiler	258A	1
2725B	Steering gear connecting rod only	$\frac{1}{2}$ " x 13 thds.	30	Baslard	258B	1
2726	BALL SOCKET ASSEMBLY	1909-10.	65	Basnet	266A	1
2726B	BALL SOCKET ASSEMBLY	For 2725B—1911-12.	65	Basset	266B	1
2727	Ball socket	1 $\frac{3}{4}$ " long, 20 thd.	35	Bascule	253A	1
2727B	Ball socket	For 2725B—1 $\frac{3}{4}$ ", 13 thd.	35	Basement	253B	1
2728	Ball socket cap		15	Basen	254B	1
2729	Ball socket bolt and nut	$\frac{3}{8}$ " x 1 $\frac{1}{2}$ "	05	Basined	255-256	4
2732	Ball socket lock nut	$\frac{1}{2}$ " x 20 thds.	03	Bassoon	259A	2
2732B	Ball socket lock nut	$\frac{1}{2}$ " x 13 thds.	03	Basta	259B	2
2733	Front radius rod	36 $\frac{1}{2}$ " C. to C. of stud	4 00	Beardless	263	1
2734	Front radius rod nut	$\frac{1}{8}$ " x 18 thds.	03	Beatish	77	2
2736	Front radius rod ball cap		20	Beaufet	217	1

Part No.	Name of Part	Specifications	Price	Code Word	Fac. No.	No. Req. per Car
FRONT AXLE 56 INCH TREAD—Continued						
2737	Front radius rod ball socket	1911-12	\$ 0 20	Beckon	809B	1
2738	Front radius rod ball cap screw	$\frac{3}{8}$ " x 24 thds	05	Beaver	810	2
2739	Front radius rod ball cap screw	$\frac{3}{8}$ " x 16 thds	05	Beblot	810B	2
2740	Speedometer swivel joint support	1912	20	Beblack	4760	1
FRONT AXLE 60 INCH TREAD						
2700	Front axle only	55 $\frac{11}{16}$ " C. to C.	\$ 8 00	Bechance	1720B	1
2761	Steering spindle connecting rod	51 $\frac{11}{16}$ " C. to C.	2 50	Becket	1725	1
2762	Steering gear connecting rod only	$\frac{1}{2}$ " x 30 $\frac{1}{2}$ "—20 thds	30	Becloud	1719A	1
2763	Steering gear connecting rod only	$\frac{1}{2}$ " x 30 $\frac{1}{2}$ "—13 thds	30	Beeve	1719B	1
WHEELS						
2800	Front wheel—red	30" x 3"	\$7 00	Becurl	291	2
2801	Front wheel—green	30" x 3"	7 00	Bedaff	291	2
2802	Front wheel (specify pearl or French gray)	30" x 3"	7 00	Bedaub	291	2
2802B	Front wheel—blue	30" x 3"	7 00	Bedding	291	2
2803C	FRONT HUB ASSEMBLY		4 00	Bedew	233B	2
2804	Outer race (small)	1 $\frac{11}{16}$ " dia.	25	Bedfere	234	2
2805	Inner race (large)	2 $\frac{11}{16}$ " dia.	35	Bedight	235	2
2806	Outer ball retainer	1 $\frac{11}{16}$ " dia.	05	Bedim	236	2
2807	Inner ball retainer	2 $\frac{11}{16}$ " dia.	05	Bedside	237	2
2808	Dust ring (steel)	3 $\frac{11}{16}$ " hole, 2 $\frac{11}{16}$ " dia.	10	Bedward	238	2
2809	Felt washer	1 $\frac{1}{8}$ " hole, 2 $\frac{1}{2}$ " dia.	05	Bedije	239	2
2810	Large balls	$\frac{1}{2}$ " ball	05	Beeting	241	24
2811	Small balls	$\frac{3}{8}$ " ball	04	Beemol	249	22
2812	Rear wheel—red	30" x 3 $\frac{1}{2}$ "	7 00	Beetle	99	2
2813	Rear wheel—green	30" x 3 $\frac{1}{2}$ "	7 00	Befoam	99	2
2814	Rear wheel (specify pearl or French gray)	30" x 3 $\frac{1}{2}$ "	7 00	Befogg	99	2
2814B	Rear wheel—blue (straight hub)	30" x 3 $\frac{1}{2}$ "	7 00	Befringe	99	2
2814C	Rear wheel—blue (taper hub)	30" x 3 $\frac{1}{2}$ "	7 00	Beggah	2815	2
2815B	REAR HUB (STRAIGHT BORE)	1 $\frac{1}{8}$ " bore x 4 $\frac{1}{4}$ "	3 00	Beggart	40B	2




PLATE No. 3—Wheel Parts

Part No.	Name of Part	Specifications	Price	Code Word	Fac. No.	No. Req. per Car
WHEELS—Continued						
2815C	REAR HUB (1912—TAPER BORE)	3 $\frac{1}{8}$ " long	\$ 3 00	Begol	2819	2
2816	Rear hub key (for straight axle)	$\frac{1}{4}$ " x $\frac{1}{4}$ " x 4 $\frac{3}{16}$ "	05	Begone	26	2
2816B	Rear hub key (for taper axle)	$\frac{1}{4}$ " x $\frac{1}{4}$ " x 2 $\frac{11}{16}$ "	05	Begloom	2820	2
2817	Rear hub pin	$\frac{3}{8}$ " x 2"	02	Begore	27	2
2818	Rear hub brake drum	3" hole, 8" dia.	75	Beguiler	3	2
2819	Hub cap	2 $\frac{1}{8}$ " x 24 thds.	35	Behave	240	4
2820	Hub bolt and nut	$\frac{1}{8}$ " x 2" x 18 thds.	05	Beheld	28A	24
2822	Hub flange	2 $\frac{3}{16}$ " hole, 5 $\frac{1}{2}$ " dia.	30	Behold	233A	1
2825	Hub bolt and nut	$\frac{3}{8}$ " x 2 $\frac{1}{8}$ " x 16 thds.	05	Belay	28B	24
2827	Hub flange	2 $\frac{3}{16}$ " hole, 6" dia.	30	Bellow	233B	4
2828	Rear hub lock nut	$\frac{5}{8}$ " x 18 thds.	05	Bengal	242	2
FRAME						
2850	Frame assembly, Touring	23" x 101 $\frac{1}{16}$ " long	\$12 00	Belone	300	1
2851	Side member—right	1 $\frac{1}{2}$ " x 101 $\frac{1}{16}$ " long	4 00	Belowt	301	1
2852	Side member—left	1 $\frac{1}{2}$ " x 101 $\frac{1}{16}$ " long	4 00	Beltane	302	1
2853	Front cross member	22 $\frac{3}{4}$ " long	2 00	Beluga	303	1
2854	Rear cross member	22 $\frac{11}{16}$ " long	2 00	Bemoan	304	1
2855	Front corner bracket—right		30	Benumb	305	1
2856	Front corner bracket—left		30	Bequest	306	1
2857	Rear corner bracket—right		30	Besiege	307	1
2858	Rear corner bracket—left		30	Bespawl	308	1
2863	Body bracket (on frame)		15	Bestow	344	4
2864	Side member—left (Runabout)	1 $\frac{1}{2}$ " x 101 $\frac{1}{16}$ " long	4 00	Bestride	383	1
2865	Side member—right (Runabout)	1 $\frac{1}{2}$ " x 101 $\frac{1}{16}$ " long	4 00	Betake	384	1
2866	Frame assembly (Torpedo 1911)	23" x 101 $\frac{1}{16}$ " long	12 00	Bewitch	385	1
RUNABOUT—GASOLINE TANK						
2875	Gasoline tank	16 $\frac{1}{2}$ gallons	\$10 00	Bethel	2083	1
2876	Filler cap	2 $\frac{11}{16}$ " out. dia., 18 thds.	30	Bethump	2315	1
2877	Sediment bulb	3 $\frac{11}{16}$ " long	30	Betony	2085	1




PLATE No. 4—Gasoline Tanks and 1909-1910 Fender Parts

Part No.	Name of Part	Specifications	Price	Code Word	Fac. No.	No. Req. per Car
RUNABOUT—GASOLINE TANK—Continued						
2878	Feed pipe	$\frac{1}{4}$ " out. dia. x 78" long	\$ 0 25	Betrap	1394	1
2879	Feed pipe clip	$\frac{3}{8}$ " wide	05	Betray	1395	1
2880	Tank bolt and nut	$\frac{5}{16}$ x $2\frac{1}{4}$ "	10	Betroth	2345B	4
2883	Tank stop cock		20	Bezan	1343	1
TOURING CAR—GASOLINE TANK						
2900	Gasoline tank	10 gallons	\$ 4 00	Bibber	1303	1
2901	Filling plug	$2\frac{1}{8}$ " x 14 thds	30	Biblist	1317	1
2902	Sediment bulb	$2\frac{3}{8}$ " long	35	Bicker	1319	1
2902 $\frac{1}{2}$	Sediment bulb 1912		1 00	Bickers	2088	1
2903	Tank bolt and nut (specify length)	$\frac{3}{8}$ " x $\frac{3}{32}$ "	10	Bight	1320	3
2907	Stop cock		20	Bigot	1343	1
2908	Pet cock	$\frac{1}{8}$ " pipe thds	20	Bilbb	1515	1
2909	Feed pipe	$\frac{1}{4}$ " x $40\frac{3}{4}$ " long	25	Billet	1364	1
2910	Feed pipe pack nut	$\frac{1}{2}$ " x 18 thds	05	Billow	1374	1
FENDERS 56 INCH TREAD—1909-1910 CARS						
2925	Front fender—left (specify color)		\$ 4 00	Binal	1413A	1
2926	Front fender—right (specify color)		4 00	Biped	1414A	1
2927	Rear fender—left (specify color)		3 50	Birken	1415B	1
2928	Rear fender—right (specify color)		3 50	Bishop	1416B	1
2929	Front fender iron—(right or left)		1 00	Bister	343	2
2930	Rear fender iron—(right)		1 50	Bitter	342B	1
2931	Rear fender iron—(left)		1 50	Blatant	349B	1
2932	Fender iron bolt and nut (specify length)		05	Blatter	345	12
2935	Fender eye bolt, nut and washer		15	Blenny	1945	6
RUNNING BOARD 56 INCH TREAD						
2941	Running board (pressed steel)	$8\frac{1}{4}$ " x $44\frac{7}{8}$ " long	\$ 1 00	Blowzy	1410B	1
2942	Running board shield—left		2 50	Bluing	1408A	1
2943	Running board shield—right		2 50	Bluster	1409A	1
2944	Running board fender bolt and nut	$\frac{1}{4}$ " x $1\frac{1}{8}$ "	05	Boaster	1344B	8




PLATE No. 5—Motor Parts

Part No.	Name of Part	Specifications	Price	Code Word	Fac. No.	No. Req. per Car
RUNNING BOARD 56 INCH TREAD—Continued						
2946	Running board bracket		\$ 0 75	Bobtail	336	4
2947	Running board truss rod—front	$\frac{7}{16}$ " x 48" long	40	Bodeful	338	1
2947B	Running board truss rod—rear	$\frac{7}{16}$ " x 48" long	40	Bodkin	371	1
2948	Running board truss rod nut	$\frac{7}{16}$ " x 20 thds	02	Boggle	339	8
2949	Running board bolt and nut	$\frac{5}{16}$ " x $1\frac{3}{4}$ "	05	Bolary	340B	8
2952	Running board shield for Town Car—left		2 50	Bombard	1620	1
2953	Running board shield for Town Car—right		2 50	Bombax	1621	1
FENDERS AND RUNNING BOARDS 60 INCH TREAD						
2975	Front fender—right		\$ 4 00	Bonfire	1715B	1
2976	Front fender—left		4 00	Bongrace	1716B	1
2977	Front fender iron—right and left		1 00	Bonito	1713	2
2978	Rear fender iron—left		1 50	Bonnett	1711B	1
2979	Rear fender iron—right		1 50	Booley	1712	1
2980	Running board shield—right		2 50	Bopey	1717B	1
2981	Running board shield—left		2 50	Borage	1718B	1
2982	Running board bracket		75	Border	1714	4
2983	Running board truss rods, each	$\frac{7}{16}$ " x 51" long	40	Bosset	1708	2
2984	Running board shield for Town Car—right		2 50	Bottle	1732	1
2985	Running board shield for Town Car—left		2 50	Boulder	1731	1
2986	Running board truss rod—rear		40	Bounce	1734	1
MOTOR (THERMO-SYPHON)						
3000	Cylinder with valve covers		\$20 00	Cabal	400C	1
3001	Cylinder head		4 00	Cabin	401C	1
3001 $\frac{1}{2}$	Cylinder head for metric spark plugs		4 00	Cablet	401C	1
3002	Cylinder head gasket	Copper	50	Caboose	402B	1
3003	Cylinder head cap screw	$\frac{7}{16}$ " x $2\frac{9}{16}$ "—14 thds	05	Cackle	483B	13
3004	Cylinder head outlet connection	Cast iron	20	Caddow	446C	1
3005	Cylinder head outlet connection gasket	Copper	10	Caddy	445B	1
3006	Cylinder head outlet hose	2" x $3\frac{1}{4}$ "	25	Cadet	448B	1

Part No.	Name of Part	Specifications	Price	Code Word	Fac. No.	No. Req. per Car
MOTOR (THERMO-SYPHON)—Continued						
3007	Cylinder head outlet hose clip	.23 $\frac{3}{4}$ " dia.	\$ 0 05	Cadger	607B	2
3008	Cylinder head outlet connection screw	$\frac{1}{8}$ " x $\frac{11}{16}$ " x 14 thds.	05	Cadmean	550C	2
3009	Cylinder front cover	1909-10-11	75	Caduke	403B	1
3009B	Cylinder front cover with set screw	1912	75	Cage	690	1
3010	Cylinder cover bolt	$\frac{3}{8}$ " x $\frac{7}{8}$ " x 24 thds.	05	Cafe	589	1
3011	Cylinder cover cap screw	$\frac{3}{8}$ " x $\frac{11}{16}$ " x 24 thds.	05	Cafoot	432	4
3012	Cylinder cover felt	Felt	05	Caitiff	504	1
3013	Cylinder cover paper liner	Paper	05	Cajole	505B	1
3014	Cylinder cover and crank case bolt and nut	$\frac{3}{8}$ " x $1\frac{1}{2}$ "	95	Calash	484	16
3015	Cylinder water inlet connection	Cast iron	20	Calcine	442B	1
3016	Cylinder inlet connection screw	$\frac{7}{16}$ " x $1\frac{1}{2}$ "	05	Caldron	597	2
3018	Cylinder water inlet gasket	Copper	05	Calefy	596	1
3019	Cylinder water jacket plug	$\frac{1}{2}$ " pipe plug	05	Calin	557	6
3020	PISTON COMPLETE	$3\frac{3}{4}$ " dia. x $3\frac{11}{16}$ "	2 00	Caliph	586C	4
3021	Piston only	$3\frac{3}{4}$ " dia. x $3\frac{11}{16}$ "	1 20	Callous	418	4
3022	Piston pin	$\frac{47}{64}$ " dia. x $3\frac{1}{2}$ " long	30	Callot	419B	4
3022 $\frac{1}{2}$	Piston pin bushing (2 pcs.)	$\frac{11}{16}$ " dia. x $1\frac{1}{2}$ " long	25	Callow	668	8
3023	Piston ring	$\frac{1}{4}$ " x $3\frac{33}{64}$ "	17	Calmy	422	12
3024	CONNECTING ROD	7" long	2 50	Calvish	641	4
3025	Connecting rod cap bolt and nut	$\frac{3}{8}$ " x 2" x 24 thds.	10	Calyx	489B	8
3029	Connecting rod clamp screw	$\frac{3}{8}$ " x $1\frac{1}{8}$ "	05	Cambrie	578	4
3030	CRANK SHAFT	$25\frac{5}{16}$ " long	12 00	Camel	498B	1
3031	Crank shaft rear bearing cap	$3\frac{1}{8}$ " long	75	Cameo	405B	1
3032	Crank shaft front bearing cap	$1\frac{1}{8}$ " long	75	Camera	406B	1
3033	Crank shaft center bearing cap	$2\frac{1}{8}$ " long	75	Camlet	407B	1
3034	Crank shaft bearing bolt—center and front	$\frac{1}{2}$ " x $6\frac{1}{16}$ " x 20 thds.	15	Camphor	498	4
3035	Crank shaft bearing bolt nut	$\frac{1}{2}$ " x 20 thds.	05	Canal	60	6
3036	Crank shaft rear bearing bolt	$\frac{1}{2}$ " x $4\frac{1}{2}$ " x 20 thds.	15	Candle	478	2
3037	Crank shaft center bearing liner	$2\frac{1}{8}$ " long	05	Canker	501B	
3038	Crank shaft bearing liner front	$1\frac{1}{8}$ " long	05	Cannon	502B	
3039	Crank shaft rear bearing liner	3" long	05	Canny	503B	




PLATE No. 6—Motor Parts

Part No.	Name of Part	Specifications	Price	Code Word	Fac. No.	No. Req. per Car
MOTOR (THERMO-SYPHON)—Continued						
3040.....	Crank shaft starting pin.....	$\frac{3}{8}$ " x $2\frac{3}{4}$ ".....	\$ 0 05.....	Canoe.....	529B.....	1
3041.....	CAM SHAFT.....	$22\frac{33}{32}$ " long.....	6 00.....	Canteen.....	410.....	1
3042.....	Cam shaft front bearing.....	$1\frac{1}{8}$ " dia. x $1\frac{11}{16}$ ".....	50.....	Canter.....	411.....	1
3043.....	Cam shaft center bearing.....	$1\frac{3}{8}$ " dia. x $2\frac{1}{8}$ ".....	40.....	Canthus.....	412B.....	1
3044.....	Cam shaft rear bearing.....	1" out. dia. $1\frac{1}{16}$ ".....	30.....	Canto.....	413.....	1
3045.....	Cam shaft bearing ring.....	$\frac{1}{8}$ " W. x $1\frac{1}{8}$ ".....	05.....	Canvas.....	534.....	4
3046.....	Cam shaft bearing set screw.....	$\frac{1}{16}$ " x $\frac{5}{8}$ " x 20 thds.....	05.....	Capelin.....	414.....	2
3047.....	Cam shaft gear—large.....	$\frac{3}{4}$ " x $5\frac{1}{2}$ " dia., 42 teeth.....	1 00.....	Caper.....	415.....	1
3048.....	Cam shaft gear—small.....	$\frac{3}{4}$ " x $2\frac{7}{8}$ " dia., 21 teeth.....	90.....	Capat.....	416.....	1
3049.....	Cam shaft gear dowel pin.....	$\frac{3}{4}$ " x $\frac{1}{8}$ ".....	03.....	Capra.....	417.....	2
3050.....	Cam shaft large gear lock nut—used with T3200.....	$\frac{1}{8}$ " x 16 thds.....	15.....	Caprice.....	475.....	1
3050B.....	Cam shaft large gear lock nut—used with T3160.....	$\frac{1}{8}$ " x 16 thds.....	15.....	Captive.....	4453.....	1
3051.....	Cam shaft small gear key.....	Special Woodruff key.....	05.....	Capsize.....	477.....	1
3052.....	EXHAUST AND INLET VALVE.....		30.....	Capstan.....	424.....	8
3053.....	Valve bushing.....	$\frac{5}{8}$ " dia. x 2" long.....	15.....	Capsule.....	428.....	8
3053 $\frac{1}{2}$	Valve bushing for cylinder with enclosed valves.....	$\frac{5}{8}$ " dia. x 2" long.....	15.....	Captain.....	428B.....	8
3054.....	Valve spring.....	$2\frac{7}{8}$ " long.....	05.....	Capture.....	430.....	8
3056.....	Valve spring seat.....	$\frac{3}{4}$ " hole x $1\frac{1}{8}$ " dia.....	02.....	Carack.....	425.....	8
3057.....	Valve spring seat pin.....	$\frac{3}{16}$ " x $\frac{1}{2}$ ".....	01.....	Caranx.....	429.....	8
3058.....	Push rod.....	$\frac{1}{8}$ " dia., $2\frac{1}{2}$ " over all.....	20.....	Carat.....	426.....	8
3059 $\frac{1}{2}$	Push rod bushing (iron).....		15.....	Chippy.....	427B.....	8
3060.....	Exhaust pipe.....		1 50.....	Chisley.....	511.....	1
3061.....	Exhaust pipe pack nut.....	$1\frac{7}{8}$ " x 18 thds., brass.....	40.....	Chitter.....	518.....	1
3062.....	Inlet pipe.....		2 00.....	Chloris.....	512B.....	1
3063.....	Inlet and exhaust pipe gasket.....	$1\frac{1}{4}$ " ins. dia. x $1\frac{1}{2}$ " out. dia.....	05.....	Choker.....	513.....	6
3064.....	Inlet and exhaust pipe gland.....	$\frac{1}{8}$ " x $1\frac{1}{4}$ " dia.....	05.....	Chopper.....	514.....	6
3065.....	Inlet and exhaust pipe clamp.....	$2\frac{3}{4}$ " long.....	15.....	Choral.....	515.....	4
3066.....	Inlet and exhaust pipe clamp.....	$\frac{3}{8}$ " x $3\frac{1}{4}$ " x 24 thds.....	05.....	Chorus.....	516-517.....	4
3066.....	Inlet and exhaust clamp stud and nut.....		15.....	Chuckish.....	4468.....	1
3068.....	Breather pipe.....	$1\frac{1}{8}$ " long, brass.....	15 00.....	Chunky.....	1526B.....	1
3069.....	CRANK AND TRANSMISSION CASE ASSEMBLY.....		1 50.....	Cicely.....	801C.....	1
3069 $\frac{1}{2}$	Crank case front end bearing.....					

Part No.	Name of Part	Specifications	Price	Code Word	Fac. No.	No. Req. per Car
MOTOR (THERMO-SYPHON)—Continued						
3070.....	Crank case and cylinder gasket—left.....	Felt.....	\$ 0 05.....	Cider.....	886.....	1
3071.....	Crank case and cylinder gasket—right.....	Felt.....	05.....	Cigar.....	887.....	1
3072.....	Crank case and cylinder cover cap screw.....	$\frac{3}{8}$ " x $1\frac{3}{8}$ ".....	05.....	Cinter.....	433.....	2
3073.....	Crank case arm bolt and nut—side.....	$\frac{3}{8}$ " x $2\frac{1}{4}$ ".....	10.....	Cippers.....	479.....	2
3074.....	Crank case arm bolt and nut—top.....	$\frac{3}{8}$ " x $\frac{3}{4}$ ".....	05.....	Circlelet.....	480.....	2
3076.....	Crank case front frame bearing.....		60.....	Circus.....	320B.....	1
3077.....	Crank case front bearing cap.....		40.....	Cizar.....	321.....	1
3078.....	Crank case front bearing screw.....	$\frac{1}{16}$ " x $\frac{7}{8}$ ".....	05.....	Clabber.....	322.....	2
3079.....	Crank case overflow pet cock.....	$\frac{1}{8}$ " pipe thds.....	25.....	Clammy.....	1515.....	2
3080.....	Transmission drain cup plug.....	$\frac{3}{4}$ " x 24 thds.....	05.....	Clapper.....	817.....	1
3081.....	Crank case oil tube.....		50.....	Cleavast.....	543B.....	1
3082.....	Crank case oil tube clamp.....		10.....	Cleaver.....	548B.....	1
3083.....	Transmission case arm block-wood.....	$1\frac{3}{4}$ " x $1\frac{1}{2}$ " x $2\frac{5}{8}$ ".....	05.....	Clergy.....	890.....	2
3084.....	Engine pan—right.....		40.....	Clicket.....	1330.....	1
3085.....	Engine pan—left.....		40.....	Clientage.....	1331B.....	1
3088.....	Engine pan bolt and nut.....	$\frac{1}{4}$ " x $\frac{1}{16}$ ".....	05.....	Cloggy.....	1335.....	7
3100.....	CRANK CASE WITH LOWER COVER (Adaptable to cars having transmission cover No. 3376.)		15 00.....	Closet.....	1526C.....	1
3101.....	Crank case lower cover.....	$6\frac{7}{8}$ " x $15\frac{1}{2}$ ".....	60.....	Closure.....	1582.....	1
3101B.....	Crank case lower cover reinforcement.....		30.....	Clothes.....	1583.....	1
3102.....	Crank case lower cover gasket.....		10.....	Clotting.....	1586.....	1
3103.....	Crank case lower cover screw.....	$\frac{5}{16}$ " x $\frac{7}{16}$ ".....	03.....	Cloudlet.....	4328.....	14
3110.....	Cylinder valve cover.....	$3\frac{3}{4}$ " x S".....	20.....	Clovate.....	656.....	2
3111.....	Cylinder valve cover gasket.....		06.....	Cloven.....	660.....	2
3112.....	Cylinder valve cover stud.....	$\frac{3}{8}$ " x $3\frac{1}{2}$ ".....	10.....	Compone.....	654.....	2
3113.....	Cylinder valve cover nut.....	$\frac{3}{8}$ " x 24 thds.....	05.....	Comport.....	517.....	2
COMMUTATOR, 1912						
3160.....	Commutator assembly (Includes Nos. 3161, 3162-3-4-5 and 3009B. Can be used on 1909-10-11 cars numbered above 2500.....)		\$ 2 75.....	Connex.....		1
3161.....	Commutator case.....	$2\frac{1}{8}$ " ins. dia. x 3" out. dia.	60.....	Connive.....	4439.....	1




PLATE No. 7—Commutator Parts

Part No.	Name of Part	Specifications	Price	Code Word	Fac. No.	No. Req. per Car
COMMUTATOR, 1912—Continued						
3162.....	Commutator case support bolt.....	$\frac{3}{8}$ " x $2\frac{1}{4}$ " x 24 thds.....	\$ 0 05.....	Connote.....	4441.....	1
3163.....	Commutator case spring.....	$3\frac{1}{4}$ " C. to C.....	05.....	Conoid.....	689.....	1
3165.....	Commutator brush assembly.....		50.....	Conquest.....	4446.....	1
3166.....	Commutator fibre.....	$2\frac{13}{16}$ " out. dia.....	75.....	Conscript.....	4464.....	1
3167.....	Commutator roller.....	$\frac{3}{4}$ " out. dia. x $\frac{1}{16}$ " long.....	10.....	Consense.....	673.....	1
3168.....	Commutator roller pin.....	$\frac{3}{16}$ " x $\frac{3}{16}$ ".....	03.....	Conserve.....	675.....	1
3169.....	Commutator arm with roller.....		25.....	Console.....	672.....	1
3170.....	Commutator roller arm spring.....	$\frac{1}{8}$ " x $\frac{3}{4}$ " long.....	05.....	Consort.....	469.....	1
3171.....	Commutator roller pin, locking pin.....	$\frac{1}{16}$ " x $\frac{3}{16}$ ".....	01.....	Constat.....	676.....	1
3172.....	Commutator roller bushing.....		06.....	Consul.....	674.....	1
3173.....	Commutator arm pin.....	$\frac{3}{16}$ " x $\frac{3}{16}$ ".....	05.....	Contex.....	675.....	1
3174.....	Commutator contact point.....	$1\frac{1}{8}$ " long over all.....	05.....	Contort.....	462.....	4
3175.....	Commutator assembly (less engine cover).....		2 00.....	Cook.....		1
3176.....	Commutator oiler.....	$\frac{1}{8}$ " pipe thds.....	15.....	Coomb.....	2383.....	1
	(For other parts see following list.)					

COMMUTATOR, 1909-10-11

3202.....	Commutator cover.....	3" dia.....	\$ 0 15.....	Contuse.....	461B.....	1
3204.....	Commutator body screw.....	No. 10—32 x $\frac{11}{16}$ ".....	02.....	Conus.....	463.....	4
3205.....	Commutator brush (state size of roller).....		50.....	Convent.....	574.....	1
3206.....	Commutator brush cap.....	$\frac{13}{16}$ " hole x $\frac{1}{8}$ " dia.....	05.....	Convert.....	468.....	1
3207.....	Commutator brush cap pin.....	$\frac{1}{8}$ " x $\frac{3}{16}$ ".....	01.....	Convict.....	466.....	1
3208A.....	Commutator fibre.....	$\frac{5}{8}$ " x $2\frac{3}{4}$ " dia.....	75.....	Convive.....	575A.....	1
3208B.....	Commutator fibre.....	$\frac{3}{4}$ " x $2\frac{13}{16}$ " dia.....	75.....	Convoke.....	575B.....	1
3208C.....	Commutator fibre.....	$\frac{11}{16}$ " x $2\frac{13}{16}$ ".....	75.....	Convoy.....	575C.....	1
3209.....	Commutator contact point.....		05.....	Coolish.....	464.....	4
3210.....	Commutator contact point nut.....	No. 10—32 thds., $\frac{1}{16}$ " hex.....	02.....	Cooper.....	472B.....	4
3211.....	Commutator contact point fibre insulator.....	$\frac{1}{16}$ " x $\frac{1}{4}$ " long.....	05.....	Copol.....	473B.....	4
3212.....	Commutator thumb nut.....	No. 10—32 thds.....	05.....	Copeck.....	467.....	4




PLATE No. 8—Magneto Parts

Part No.	Name of Part	Specifications	Price	Code Word	Fac. No.	No. Req. per Car
COMMUTATOR, 1909-10-11—Continued						
3213	Commutator felt ring	$\frac{1}{16}$ " x 2" dia.	\$ 0 05	Copier	474	1
3214A	Commutator roller	$\frac{5}{16}$ " x $\frac{5}{8}$ "	10	Copse	470B	1
3214B	Commutator roller	$\frac{1}{16}$ " x $\frac{1}{2}$ "	10	Corn	470A	1
3214C	Commutator roller	$\frac{1}{12}$ " x $\frac{5}{4}$ "	10	Couch	470C	1
3214D	Commutator roller	$\frac{7}{16}$ " x $\frac{11}{16}$ "	10	Cougar	470D	1
3215A	Commutator roller pin	$\frac{3}{16}$ " x $\frac{1}{2}$ "	02	Council	465A	1
3215B	Commutator roller pin	$\frac{3}{16}$ " x $\frac{5}{8}$ "	02	Cove	465B	1
3215C	Commutator roller pin	$\frac{3}{32}$ " x $\frac{3}{16}$ "	02	Cow	465C	1
3217	Commutator roller arm pin	$\frac{3}{16}$ " long	02	Crab	476B	1
3218	Commutator roller spring		05	Crag	469	1
3219	Commutator roller and arm	State size of roller	40	Crape	571	1
3220	Commutator lock nut	$\frac{1}{16}$ " x 18 thds.	10	Crater	471	1
3221	Commutator brush steel washer		05	Crow	665	1
3222	Commutator cover felt		05	Craze	628B	1
MAGNETO						
3250B	Magneto coil assembly	Used with $\frac{3}{16}$ " magnets	\$10 00	Coquet	591B	1
3250C	Magneto coil assembly	Used with $\frac{5}{8}$ " magnets	10 00	Coral	591C	1
3252	Magneto coil support screw	$\frac{3}{8}$ " x $\frac{5}{8}$ "	05	Corban	486	4
3254	Magnet bolt (1 $\frac{1}{16}$ " long)	$\frac{3}{8}$ " x 1 $\frac{1}{2}$ "	05	Corbeil	537B	16
3255	Magnet washer	$\frac{1}{4}$ " hole, $\frac{5}{8}$ " dia.	05	Corsule	540	16
3256	Magnet washer screw	1 $\frac{3}{4}$ " x 24 thds.	05	Cordage	541	16
3256B	Magnet washer screw	2" x 24 thds., special	05	Cordals	541	16
3257	Magnet brass support	$\frac{5}{8}$ " x $\frac{3}{4}$ "	10	Cordial	535B	16
3257B	Magnet brass support	$\frac{5}{8}$ " x $\frac{3}{16}$ " special	10	Cordon	535	16
3258	Magnet clamp screw wire	48 $\frac{1}{2}$ " long	05	Corinth	568	1
3259	Magnet clamp screw wire	30" long	05	Corky	569	1
3260	Magneto contact assembly		35	Cormus	1545	1
3261	Magneto contact thumb nut	No.12 x 24 thds.	10	Cornet	1508	1
3262	Magneto contact spring		05	Cornise	1509	1
3263B	Magneto primary contact point	$\frac{3}{32}$ " dia.	05	Corpse	4331	1




PLATE No. 9—Transmission Parts

Part No.	Name of Part	Specifications	Price	Code Word	Fac. No.	No. Req. per Car
MAGNETO—Continued						
3264	Magneto contact tube with fibre	$1\frac{1}{8}'' \times 1\frac{1}{2}''$	\$ 0 20	Cortex	1516B	1
3266	Magneto contact fibre screw	$10 \times 32 \times \frac{1}{2}''$	01	Cortile	1505B	1
3269	Fly wheel	Used on cars 1 to 17500	7 00	Corvine	701A	1
3269B	Fly wheel	Used on cars 17500 to 20500	7 00	Cosmic	701 Special	1
3269C	Fly wheel	Used on cars 20500	7 00	Cosmic	701B	1
3270	Fly wheel cap screw	$1\frac{1}{8}'' \times 1\frac{3}{16}''$	10	Cossack	721	4
3271	Fly wheel dowel pin	$\frac{1}{2}'' \times 1\frac{3}{16}''$	10	Costard	722	2
3272	Magneto coil support shim		10	Costrel	584	1
3275	Magnet	Thickness at face $\frac{1}{8}''$	75	Cote	536B	16
3276	Magnet	Thickness at face $\frac{3}{8}''$ used on cars above 20500	50	Coupon	536C	16
3277	Magnet clamp		05	Cotland	623	16
3278	Magnet clamp screw	$2\frac{3}{8}'' \times 24$ thds	05	Cottage	625	16
3279	Magneto contact washer	$\frac{3}{4}''$ hole $\times 1\frac{1}{2}''$ felt	01	Cough	560	1
TRANSMISSION						
3300	TRANSMISSION ASSEMBLY		\$70 00	Dalester	744B	1
3301	TRANSMISSION REVERSE PLATE ASSEMBLY	$1\frac{1}{8}'' \times 7\frac{1}{2}''$	5 00	Dacolt	747	1
3302	Transmission reverse plate	$1\frac{1}{8}'' \times 7\frac{1}{2}''$	2 00	Dactyl	702	1
3303	Transmission reverse gear	$3\frac{1}{2}''$ dia. $\times 1\frac{4}{8}''$ —30 teeth	2 20	Daddock	703	1
3304	Transmission reverse gear bushing	$2\frac{1}{8}''$ ream $\times 2\frac{9}{16}'' \times 1\frac{1}{8}''$ long	80	Daddy	705	1
3305	Transmission reverse and slow speed plate rivet	$\frac{3}{2}'' \times \frac{1}{16}''$ flat head	01	Dado	708	8
3306	TRANSMISSION SLOW SPEED PLATE ASSEMBLY	$7\frac{1}{2}''$ dia.	5 25	Dagger	748	1
3307	Transmission slow speed plate	$2\frac{1}{4}''$ hole $\times 7\frac{1}{2}''$ dia.	2 00	Dagon	706	1
3308	Transmission slow speed gear	$2\frac{1}{8}''$ dia. $\times 2\frac{3}{8}''$ —21 teeth	2 50	Dahline	707	1
3309	Transmission slow speed gear bushing	$1\frac{1}{2}''$ ream. $\times \frac{3}{4}''$ dia. $1\frac{3}{8}''$	75	Dairy	745	1
3310	Transmission brake drum rivet	$\frac{3}{8}'' \times \frac{1}{16}''$	01	Daisy	711	8
3311	TRANSMISSION BRAKE DRUM ASSEMBLY	$7\frac{1}{2}''$ dia.	8 50	Dakir	750	1
3312	Transmission brake drum only	$1\frac{3}{4}''$ hole $\times 7\frac{1}{2}''$ dia.	4 00	Dakit	709	1




PLATE No. 10 Transmission Parts

Part No.	Name of Part	Specifications	Price	Code Word	Fac. No.	No. Req. per Car
TRANSMISSION—Continued						
3313	TRANSMISSION TRIPLE GEAR ASSEMBLY		\$ 5 00	Dallop	751B	3
3314	Transmission triple gear bushing	1" dia. x 1 $\frac{11}{16}$ " long	40	Dally	716A	3
3314 $\frac{1}{2}$	Transmission triple gear flanged bushing	$\frac{11}{16}$ " hole x 1 $\frac{3}{16}$ " dia. x 1 $\frac{33}{64}$ "	40	Dalriad	716B	3
3315	Transmission triple gear shaft	$\frac{11}{16}$ " dia. x 2 $\frac{1}{2}$ "	40	Dalrutz	715	3
3316	Transmission triple gear riveting pin	$\frac{3}{16}$ " x 1 $\frac{1}{16}$ "	02	Damar	720	24
3317	Transmission driven gear	2 $\frac{33}{64}$ " dia. x 1 $\frac{11}{16}$ "—27 teeth	1 40	Damas	713	1
3318	Transmission driven gear key	B Woodruff key	10	Dampen	714	2
3319	Transmission driven gear sleeve (on brake drum)	3 $\frac{1}{8}$ " dia. x 4 $\frac{11}{16}$ "	3 50	Dampish	710	1
3320	Transmission driven gear sleeve bushing	1" ream x 1 $\frac{3}{4}$ " flange 2"	80	Dander	754	1
3320B	Transmission driven gear sleeve bushing	1" ream x flange 2 $\frac{3}{8}$ "	80	Dankish	769	1
3320C	Transmission driven gear sleeve bushing	1 $\frac{1}{2}$ " long	40	Dark	712	1
3321	TRANSMISSION DRIVING PLATE ASSEMBLY		7 50	Dannock	749	1
3323	Transmission driving plate screw	$\frac{3}{8}$ " x $\frac{3}{4}$ "	06	Daphine	731	6
3324	Transmission driving plate key	"A" Woodruff	10	Dapple	734	1
3325	Transmission driving plate rivet	$\frac{1}{8}$ " x $\frac{5}{8}$ "	01	Darner	736	8
3326	Transmission driving plate hub	1 $\frac{1}{8}$ " ream x 5 $\frac{1}{8}$ "	2 50	Daroo	743	1
3327	Transmission driving plate bushing	$\frac{11}{16}$ " x 1 $\frac{1}{8}$ " dia. x 2"	40	Darsis	724	1
3328	Transmission thrust plate (13 small) each	6" dia.	20	Dauphin	727	13
3329	Transmission thrust plate (13 large) each	6 $\frac{1}{16}$ "	20	Davine	728	13
3330	Transmission distance plate	4 $\frac{5}{8}$ " ins. dia. x 6" dia.	30	Decry	729	1
3331	Transmission gear shaft	1" dia. x 7 $\frac{1}{2}$ " over all	3 50	Decurt	723B	1
3332	Transmission clutch disc drum	1" hole x 4 $\frac{11}{16}$ " dia.	2 50	Deeply	725B	1
3333	Transmission clutch disc drum key	"C" Woodruff	10	Defalk	726B	1
3334	Transmission clutch disc drum set screw	$\frac{3}{8}$ " x $\frac{3}{4}$ " x 24 thds.	05	Defeat	752	1
3336	Transmission clutch push ring	4 $\frac{5}{8}$ " ins. dia. x 6 $\frac{1}{16}$ " dia.	1 50	Defile	704	1
3337	Transmission clutch finger		50	Define	732B	3
3337 $\frac{1}{2}$	Transmission clutch finger screw	$\frac{3}{8}$ " x $\frac{3}{4}$ " x 24 thds.	05	Deflour	756	3
3337 $\frac{3}{4}$	Transmission clutch finger washer	$\frac{3}{32}$ " hole, $\frac{1}{2}$ " dia.	01	Deforce	759	3
3338	Transmission clutch finger pin	$\frac{11}{16}$ " x 1 $\frac{1}{8}$ "	10	Deform	735	3
3340	Transmission clutch spring	2 $\frac{5}{8}$ " dia. x 2 $\frac{3}{4}$ " long	30	Defoue	737	1

Part No.	Name of Part	Specifications	Price	Code Word	Fac. No.	No. Req. per Car
TRANSMISSION—Continued						
3341	Transmission clutch spring support		\$ 0 20	Delator	738	1
3342	Transmission clutch spring thrust ring pin	$\frac{1}{8}$ " x $2\frac{3}{8}$ "	10	Delete	739	1
3343	Transmission clutch spring thrust ring	$\frac{1}{8}$ " x $2\frac{1}{8}$ " dia.	1 00	Deliac	740	1
3344	Transmission clutch shift	$1\frac{1}{4}$ " ream x 3" dia. x $1\frac{1}{2}$ "	1 50	Delight	733	1
TRANSMISSION COVER						
3361	Transmission cover and door	1909-10	\$ 9 00	Delude	826C	1
3362	Transmission cover bolt and nut	$\frac{3}{8}$ " x $1\frac{1}{2}$ "	05	Defunct	825B	8
3363	Transmission cover felt gasket (front)	$\frac{3}{4}$ " x $\frac{1}{2}$ " x $15\frac{1}{2}$ "	05	Defy	872B	1
3364	Transmission cover felt gasket (2 pcs.—side)	Felt	10	Degrade	885A	2
3365	Transmission cover door (square)	$5\frac{3}{8}$ " x $6\frac{7}{8}$ "	75	Degust	1546C	1
3366	Transmission cover door gasket	Felt	10	Delver	1547B	1
3367	Transmission cover door screw	$\frac{1}{8}$ " x $\frac{1}{2}$ "	05	Demain	1564	4
3368	Universal ball cap (rear)	$5\frac{5}{8}$ "	60	Demarch	818	1
3369	Universal ball cap (front)	$1\frac{1}{8}$ " bore	1 00	Demerge	819D	1
3371	Universal ball cap bolt	$\frac{3}{8}$ " x $\frac{1}{2}$ "	05	Demise	822B	2
3372	Universal ball cap bolt and nut	$\frac{3}{8}$ " x $1\frac{1}{8}$ "	05	Demit	1538	2
3374	Transmission cover bolt	$\frac{3}{8}$ " x $1\frac{1}{2}$ "	05	Demur	1570-825	2
3375	Transmission cover screw	$\frac{3}{8}$ " x $1\frac{1}{4}$ "	05	Dengue	1567-1388	2
3376	TRANSMISSION COVER WITH SLOPING DOOR		9 00	Denier	826D	1
(Adaptable to crank case No. 3100 only.)						
3377	Transmission cover felt gasket (2 pcs.—side)	Felt	10	Dennet	885B	2
3378	Transmission cover sloping door	$9\frac{1}{8}$ " long	30	Dental	1546D	1
3379	Transmission cover sloping door gasket		05	Denude	1547C	1
TRANSMISSION CONTROL—THREE PEDAL TYPE						
3400	Transmission clutch release ring	$3\frac{1}{8}$ " long	\$1 20	Derail	741	1
3401	Clutch lever		30	Derby	806B	1
3402	Clutch lever shaft	$\frac{5}{8}$ " x $9\frac{7}{8}$ "	25	Dermal	833B	1
3403	Clutch lever screw and nut	$\frac{3}{8}$ " x $1\frac{1}{8}$ "	10	Dervish	1541	1
3405	Clutch lever pin	$\frac{1}{4}$ " x $1\frac{1}{8}$ "	03	Detour	1554	1

Part No.	Name of Part	Specifications	Price	Code Word	Fac. No.	No. Req. per Car
TRANSMISSION CONTROL (THREE PEDAL TYPE)—Continued						
3406	Clutch release fork—right		\$ 0 40	Detrude	834	1
3407	Clutch release fork—left		40	Digit	894	1
3408	Clutch release fork key	No. 7 Woodruff	05	Dilate	836	2
3409	Clutch release fork clamp screw	$\frac{3}{8}$ " x $\frac{13}{16}$ "	05	Dipper	835	2
3411	Clutch lever clevis pin	$\frac{1}{8}$ " x 1"	02	Disbase	857	1
3413	TRANSMISSION BAND ASSEMBLY					
3414	Transmission band ear		1 00	Disblame	838B	3
3415	Transmission band washer		20	Discerp	839B	3
3416	Transmission band lining	$\frac{3}{16}$ " hole x $\frac{7}{8}$ " dia	02	Discore	840	2
3419	Transmission band adjusting screw	$\frac{3}{8}$ " x $1\frac{1}{16}$ " x 23"	40	Disedge	1562	3
3420	Transmission band adjusting screw nut	$\frac{3}{4}$ " x $3\frac{3}{8}$ " x 16 thds.	10	Disfriar	1533	1
3421B	Transmission band ear iron rivet, per dozen	$\frac{3}{4}$ " x 16 thds.	05	Dislimb	1532	1
3422B	Transmission band brass rivet, per dozen	$\frac{3}{16}$ " x $\frac{3}{8}$ "	02	Dismal	843	12
3423B	Transmission band brass rivet, per dozen	$\frac{3}{16}$ " x $\frac{1}{2}$ " bevel point	05	Dismast	844B	6
3425	Transmission band spring	$\frac{3}{4}$ " x $\frac{5}{16}$ " bevel point	05	Dismaw	845B	18
3426	Transmission band adjusting nut		05	Dispark	841B	3
3427	Slow speed shaft	$\frac{7}{16}$ " x 20 thds.	03	Displat	851	2
3428	Slow speed notch	$\frac{5}{8}$ " x $9\frac{5}{8}$ "	30	Disputz	848B	1
3429	Slow speed notch pin	$\frac{5}{8}$ " bore 2"	35	Distrand	4327	1
3432	Speed lever	$\frac{1}{4}$ " x $1\frac{5}{16}$ "	03	Disrobe	1560	1
3433	Speed lever clevis pin	$\frac{3}{4}$ " bore	40	Distaff	862B	1
3434	Reverse pedal	$\frac{1}{8}$ " x 1"	05	Distill	898	1
3435	Brake and reverse pedal shaft	$\frac{5}{8}$ " bore	1 00	Disting	4324	1
3436	Brake and reverse pedal support	$\frac{3}{8}$ " dia. x $7\frac{13}{16}$ "	20	Distrite	849B	2
3437	Brake and reverse support bolt and nut	$\frac{1}{2}$ " bore	20	Distune	4325	2
3439	Brake pedal	$\frac{3}{8}$ " x $1\frac{1}{2}$ "	10	Ditcher	1534-1535	2
3440	High and slow speed pedal (1910)	$\frac{3}{8}$ " bore	1 00	Dittost	4323	1
3441	Pedal pins, each	$\frac{3}{8}$ "	1 00	Ditty	854B	1
3442	High and slow speed pedal support	$\frac{1}{4}$ " x $1\frac{3}{8}$ "	05	Doodle	1553	3
3443	High and slow speed pedal support bolt and nut	$\frac{1}{2}$ " bore	20	Dookad	4326	1
3445	Slow speed connection	$\frac{3}{8}$ " x 2"	05	Doorga	1536-1537	1
		$\frac{5}{16}$ " x 24 thds.	10	Doree	1540	1

Part No.	Name of Part	Specifications	Price	Code Word	Fac. No.	No. Req. per Car
TRANSMISSION CONTROL (THREE PEDAL TYPE)—Continued						
3446	Slow speed connection lock nut	$\frac{5}{16}$ " x 24 thds	\$ 0 02	Doric	850	1
3447	Slow speed connection clevis	$\frac{5}{16}$ " x $1\frac{3}{4}$ " 24 thds	20	Dormer	802	1
3448	Controller quadrant	6" from C. to C.	40	Dormouse	309B	1
3449	CONTROLLER SHAFT WITH SPEED LEVER	25 $\frac{1}{8}$ "	1 00	Doron	1557	1
3450	Controller shaft bracket	$\frac{3}{4}$ " bore	15	Dorrer	311	2
3451	Controller shaft bracket felt	$\frac{1}{2}$ " x $\frac{5}{8}$ " x $\frac{3}{4}$ "	02	Dorsal	314	2
3452	Controller shaft bracket bolt and nut	$\frac{1}{8}$ " x $\frac{3}{8}$ "	05	Dorture	315-316	4
3455	HAND BRAKE LEVER ASSEMBLY	24 $\frac{1}{4}$ "	2 00	Dotant	1550	1
3456	Hand brake lever pin	$\frac{1}{4}$ " x $1\frac{5}{16}$ "	02	Dottree	866	1
3457	Hand brake lever key	No. 9 Woodruff	05	Doublet	874	1
3458	Hand brake lever pawl	1 $\frac{3}{8}$ "	15	Doucet	875	1
3459	Hand brake lever pawl pin	$\frac{7}{16}$ " x $1\frac{1}{8}$ "	05	Doura	876	1
3460	Hand brake lever pawl rod	$\frac{7}{32}$ " dia	15	Dovecote	877	1
3462	Hand brake lever pawl lift	4 $\frac{3}{16}$ "	20	Dovekie	879	1
3463	Hand brake lever pawl lift spring		05	Dowcet	888	1
3465	HUB BRAKE LEVER ON CONTROLLER SHAFT		40	Dowdy	864	1
3466	Hub brake lever pin	$\frac{1}{4}$ " x $1\frac{1}{16}$ "	02	Downcast	865	1
3467	Hub brake lever clevis	2 $\frac{1}{16}$ "	25	Dragon	862	2
3468	Hub brake pull rod—right	54 $\frac{1}{8}$ "	45	Drongo	801B	1
3469	Hub brake pull rod—left	54 $\frac{1}{8}$ "	45	Dropax	1513B	1
3470	Hub brake rod support—right		15	Dropsy	1398	1
3471	Hub brake rod support—left		15	Drugger	1367	1
3472	Hub brake rod support bolt and nut	$\frac{1}{4}$ " x $1\frac{1}{8}$ " x 28 thds	05	Duchess	1399B	2
3474	HAND BRAKE LEVER—(RUNABOUT)	Assembly	2 00	Dullard	1590	1
3475	Hand brake lever pawl rod (Runabout)	$\frac{3}{32}$ " dia	15	Dummy	1593	1
3476	High and slow speed pedal (Runabout)		1 00	Dunder	1591	1
3477	Brake pedal (Runabout)		1 00	Dunnage	1592	1
STEERING GEAR (1909-10 TYPE)						
3500	Steering gear assembly	50" long	\$20 00	Eagle	900A	1
3501	Steering gear rim	14" out. dia	1 25	Easter	901A	1

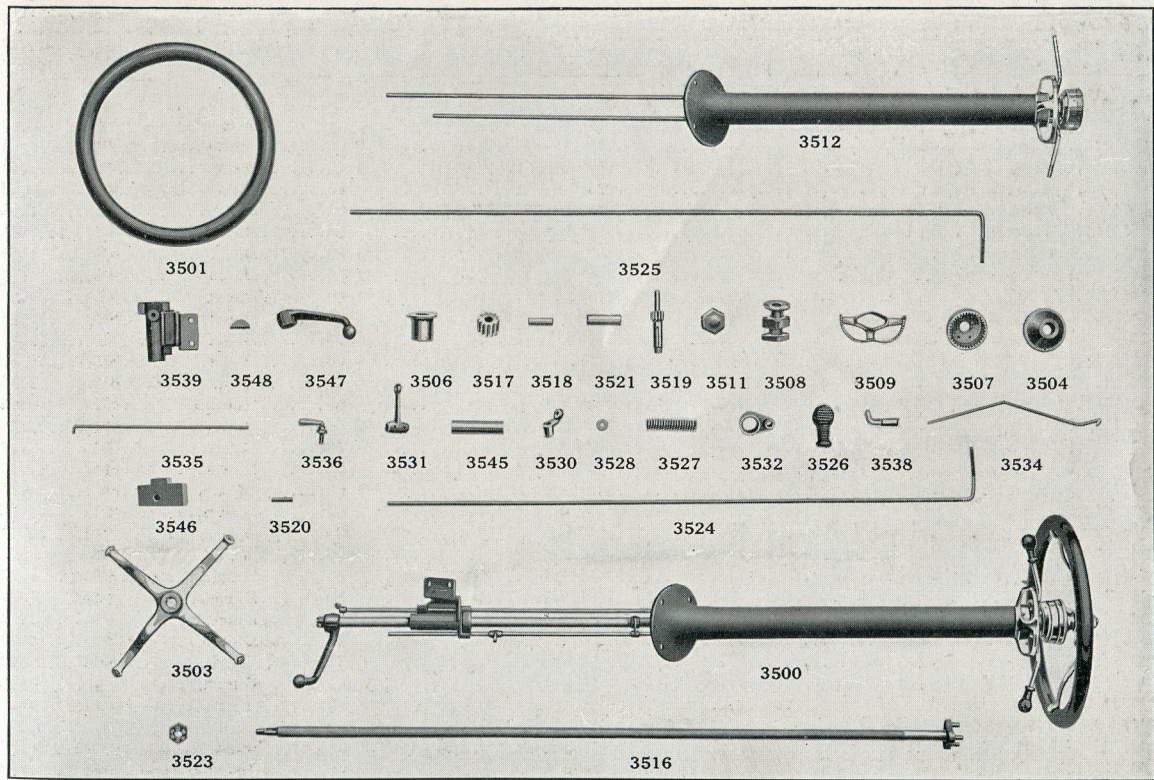


PLATE No. 11—Steering Gear Parts

Part No.	Name of Part	Specifications	Price	Code Word	Fac. No.	No. Req. per Car
STEERING GEAR (1909-10 TYPE)—Continued						
3502	Steering gear rim screw	No. 12— $\frac{3}{4}$ "	\$ 0 05	Eblis	919	4
3503	Steering gear spider	$\frac{3}{4}$ " bore, 12 $\frac{5}{8}$ " overall	1 40	Ebony	902A	1
3504	Steering gear cover	2 $\frac{3}{4}$ " x 18 thds	80	Ecbole	903	1
3505	Steering gear cover screw	No. 6—32 x $\frac{3}{8}$ "	05	Eccope	910	2
3506	Steering gear cover bushing	$\frac{3}{4}$ " ins. dia. 1 $\frac{3}{2}$ "	25	Echo	914	2
3507	Steering gear internal gear case	3" x 18 thds	1 30	Eclat	904	1
3508	Steering gear case bushing	$\frac{3}{8}$ " bore x 2 $\frac{3}{8}$ "	1 00	Eclipse	905A	1
3509	Steering gear quadrant		1 00	Ectype	906	1
3510	Steering gear quadrant pin	$\frac{5}{8}$ " x 1 $\frac{1}{4}$ " brass	05	Eden	907	2
3511	Steering gear wheel nut	$\frac{5}{8}$ " x 16 thds	20	Edict	913	1
3512	STEERING GEAR TUBING ASSEMBLY		8 00	Edile	964A	1
3513	Steering tubing flange screw and nut	$\frac{5}{8}$ " x 1 $\frac{5}{8}$ "	10	Educe	927	4
3515	Steering tubing flange screw washer	$\frac{11}{16}$ " hole, $\frac{3}{4}$ " dia	05	Efform	925	4
3516	Steering gear post	51" long.	2 50	Effray	915A	1
3517	Steering gear pinions, each	1" x $\frac{5}{8}$ "—12 teeth	50	Egad	916	3
3518	Steering gear pinion pin	$\frac{3}{8}$ " x 1 $\frac{1}{8}$ " special pin	05	Egest	917	3
3519	Steering gear drive pinion	4 $\frac{1}{2}$ "—12 teeth	1 00	Egger	911	1
3520	Steering gear driving pinion key	$\frac{1}{8}$ " sq. x $\frac{3}{32}$ "	05	Egma	909	2
3521	Steering gear pinion shaft bushing	$\frac{7}{8}$ " bore x 1 $\frac{1}{2}$ "	30	Egress	912	1
3523	Steering gear post castle nut	$\frac{1}{2}$ " x 20 thds	05	Eider	60	1
3524	Throttle rod	44 $\frac{3}{32}$ "	50	Eisel	933A	1
3525	Lead rod	48 $\frac{1}{8}$ "	50	Elder	934A	1
3526	Lead and throttle handle	1 $\frac{7}{8}$ " long, rubber	20	Elfin	918	2
3527	Lead throttle rod spring		10	Elite	935	2
3528	Lead and throttle rod collar	$\frac{1}{8}$ " bore x $\frac{9}{16}$ "	10	Elope	936	2
3529	Lead and throttle rod collar pin	$\frac{3}{32}$ " x $\frac{9}{16}$ "	05	Elvan	937	2
3530	Lead rod lever		30	Embank	946	1
3531	Throttle rod lever	2"	30	Ember	947	1
3532	Throttle rod guide	$\frac{3}{4}$ " bore for shaft and $\frac{9}{16}$ " rod	30	Emblem	938	1
3533	Throttle rod and lead lever pin	$\frac{3}{32}$ " x $\frac{9}{16}$ "	02	Emboddy	948	2

Part No.	Name of Part	Specifications	Price	Code Word	Fac. No.	No. Req. per Car
STEERING GEAR (1909-10 TYPE)—Continued						
3534	Commutator pull rod	14" long	\$ 0 25	Emboil	1325B	1
3534B	Commutator pull rod	1912	20	Embrace	2082	1
3535	Carburetor pull rod	13 $\frac{11}{16}$ " long	20	Emboss	1329B	1
3536	Ball and socket joint		20	Embraid	1326	2
3537	Ball and socket joint nut	$\frac{5}{8}$ " x 32 thds	03	Embrute	1327	2
3538	Carburetor pull rod adjustment	$\frac{7}{32}$ " x 32 thds	15	Empale	1904	1
3539	STEERING BRACKET WITH BUSHING		2 00	Empeach	932A	1
3510	Steering post bracket bolt	$\frac{3}{8}$ " x 2 $\frac{1}{4}$ "	15	Empearl	479	1
3541	Steering post bracket bolt and nut	$\frac{3}{8}$ " x $\frac{3}{32}$ "	05	Endive	480	2
3544	Steering post bracket felt washer	$\frac{3}{4}$ " hole, $\frac{1}{4}$ " dia.	05	Endow	943	1
3545	Steering post bracket bushing	$\frac{3}{4}$ " bore, 1" dia. 3 $\frac{1}{8}$ "	80	Envault	944	1
3546	Steering post bracket block	1 $\frac{9}{16}$ " x 3 $\frac{3}{8}$ "	10	Epact	945	1
3547	Steering gear ball arm	5 $\frac{3}{8}$ "	1 00	Eparch	929B	1
3548	Steering gear ball arm key	$\frac{7}{8}$ " "A" Woodruff	10	Ephod	930	1
STEERING GEAR—1911-12 TOURING CAR						
3550	Steering gear assembly	56" long	\$20 00	Estop	900B	1
3550B	Steering gear assembly	1912	20 00	Estoped	5005	1
3551	Steering gear rim	1.5" dia.	1 25	Estrade	901B	1
3552	Steering gear spider	1.3 $\frac{5}{8}$ " over all.	1 40	Estrepe	902B	1
3553	Steering gear post	53" long	2 50	Estrick	915B	1
3553B	Steering gear post	1912—54 $\frac{5}{16}$ "	2 50	Estricked	5002	1
3554	Steering gear tubing assembly		8 00	Ethic	949B	1
3554B	Steering gear tubing assembly	1912—27 $\frac{11}{16}$ "	8 00	Ethicer	5001	1
3555	Steering gear tubing flange screw	$\frac{1}{8}$ " x 1 $\frac{1}{8}$ "	05	Ethule	954	4
3556	Steering gear tubing flange screw	$\frac{5}{16}$ " x 1 $\frac{1}{8}$ "	05	Ettle	956	4
3559	Steering gear case bushing	$\frac{3}{32}$ " x 2 $\frac{3}{32}$ "	1 00	Etude	905B	1
3560	Throttle lever rod	46 $\frac{11}{16}$ "	50	Etivee	933B	1
3560B	Throttle lever rod	1912—47 $\frac{11}{16}$ "	50	Etiveed	5003	1
3561	Lead lever rod	50 $\frac{1}{16}$ "	50	Eupolis	934B	1
3561B	Lead lever rod	1912—51 $\frac{1}{16}$ "	50	Eupoliser	5004	1
3562	Steering post bracket with bushing		2 00	Eupon	932B	1
3563	Steering post bracket grease cup	$\frac{1}{2}$ " pipe thds	15	Eurite	76	1

(For other parts of this assembly see Nos. 3500 to 3548.)

Part No.	Name of Part	Specifications	Price	Code Word	Fac. No.	No. Req. per Car
STEERING GEAR—1911 RUNABOUT						
3575	Steering gear assembly	.60" long	\$20 00	Eurus	979	1
3576	Steering gear tubing assembly	.34" long	8 00	Euryale	963	1
3577	Steering gear post	.58 $\frac{1}{16}$ "	2 50	Eutaxy	959	1
3578	Throttle lever rod	.52 $\frac{1}{16}$ "	50	Euterpe	957	1
3579	Lead lever rod	.55 $\frac{3}{16}$ "	50	Evangel	958	1
3580	Steering post bracket with bushing		2 00	Exile	953	1
(Parts 3551-3552-3555-3556-3563 apply to this assembly; other parts listed under Nos. 3500 to 3548.)						
BODY PARTS—1909-10 TOURING CAR						
3601	Body bracket on body (front end)	1 $\frac{1}{2}$ " wide x 2 $\frac{1}{8}$ " x 2"	\$ 0 10	Fabius	1002	2
3601 $\frac{1}{2}$	Body bracket on body (centre and rear)	4 $\frac{1}{4}$ " x 2 $\frac{1}{8}$ " x 2 $\frac{1}{8}$ "	10	Fabric	1624	6
3602	Body bracket connecting bolt	$\frac{7}{16}$ " x 1 $\frac{1}{8}$ " rear	05	Facade	1304	2
3603	Body bracket connecting bolt	$\frac{7}{16}$ " x $\frac{3}{8}$ " front	05	Facet	1305	2
3604 B	Body bracket connecting bolt	$\frac{7}{16}$ " x 1" center	05	Faceter	2431	2
3605	Body bracket connecting bolt nut	$\frac{7}{16}$ " x 20 thds. hex.	02	Faction	220	6
3606	Body bracket bolt nut	$\frac{7}{16}$ " x 20 thds. hex.	02	Facto	220	8
3607	Tonneau carpet for Touring Car	33 $\frac{1}{4}$ " x 32 $\frac{3}{8}$ "	2 50	Factum	1606A	1
3607 B	Tonneau carpet for Town Car		2 50	Faddle	2293	1
3607 C	Carpet for Coupe		2 50	Fading	2299	1
3609	Tonneau door strap		35	Fagot	1605	2
3611	Tonneau door handle	3 $\frac{1}{8}$ " long	60	Fairy	1443	2
3612	Tonneau door handle screw	No. 8— $\frac{3}{4}$ "	05	Faitour	1479	6
3613	Tonneau door lock—left		1 00	Falcade	1442B	1
3614	Tonneau door lock—right		1 00	Falco	1444B	1
3615	Tonneau door lock striker plate—left		30	Falding	1445B	1
3616	Tonneau door lock striker plate—right		30	Fallax	1446B	1
3617	TONNEAU DOOR HINGE ASSEMBLY—RIGHT		1 00	Fallow	2677	1
3618	TONNEAU DOOR HINGE ASSEMBLY—LEFT		1 00	Fanfare	2677	1
3619	Tonneau door hinge pin	$\frac{3}{8}$ " x 1 $\frac{3}{16}$ "	10	Fangot	5205	4
3620	Tonneau heel board hinge		15	Fantail	1019	1
3621	Tonneau heel board latch		35	Fantans	1020	1
3624	Front floor rubber matting	31 $\frac{3}{8}$ " x 27 $\frac{1}{16}$ "	2 50	Fardel	1616	1

Part No.	Name of Part	Specifications	Price	Code Word	Fac. No.	No. Req. per Car
BODY PARTS—1909-10 TOURING CAR—Continued						
3626	Floor board (first)	$\frac{9}{16}$ " x $7\frac{1}{4}$ " x $29\frac{5}{8}$ "	\$ 0 35	Farness	1098B	1
3627	Floor board (second)	$\frac{9}{16}$ " x $5\frac{3}{4}$ " x $29\frac{5}{8}$ "	40	Farrier	1402B	1
3628	Floor board (third)	$\frac{9}{16}$ " x $11\frac{5}{8}$ " x $29\frac{5}{8}$ "	30	Fasces	1404B	1
3629	Floor board (fourth)	$\frac{9}{16}$ " x $3\frac{1}{8}$ " x $29\frac{5}{8}$ "	35	Fasti	1403B	1
3630	Floor board forward plate for pedals	$\frac{3}{8}$ " x $2\frac{1}{16}$ " x $3\frac{1}{8}$ "	40	Fateful	1400C	1
3632	Floor board rear plate for pedals	$\frac{3}{8}$ " x $2\frac{1}{16}$ " x $4\frac{7}{8}$ "	50	Father	1095C	1
3633	Floor board plate for side lever	$\frac{3}{8}$ " x $2\frac{3}{8}$ " x $8\frac{3}{4}$ "	35	Fathom	1094B	1
3634	DASH	$\frac{3}{4}$ " x $21\frac{1}{4}$ " x $31\frac{1}{16}$ "	6 00	Fatling	1091A	1
3635	Dash brass moulding	$73\frac{1}{16}$ " long	1 50	Fatlute	1063B	1
3638	Dash shield	$\frac{1}{2}$ " x $3\frac{3}{8}$ " x $13\frac{3}{4}$ "	20	Faubit	1097B	1
3639	Dash shield guide	$\frac{3}{8}$ " x 1 " x $14\frac{3}{4}$ "	20	Fausen	1093	1
3640	Dash bracket (left)	10"	30	Faucal	1017A	1
3641	Dash bracket (right)	10"	30	Faula	1018A	1
3642	Dash bracket bolt and nut (on frame)	$\frac{3}{8}$ " x $\frac{3}{8}$ "	05	Faunist	1028	4
3645	Dash bracket top bolt and nut	$\frac{1}{4}$ " x $1\frac{3}{8}$ " x 28 thds.	05	Favos	2427	2
3646	Dash bracket lower bolt and nut	$\frac{1}{4}$ " x $1\frac{1}{8}$ "	05	Faytour	1032	4
3651	Dash to body bracket	$\frac{1}{8}$ " x $1\frac{3}{8}$ " x $4\frac{5}{8}$ "	15	Febid	1489	2
3652	Dash to body bracket bolt and nut (on body)	$\frac{1}{4}$ " x $1\frac{3}{4}$ "	05	Feckless	1490	12
3653	Dash to body bracket bolt and nut (on dash)	$\frac{1}{4}$ " x $1\frac{1}{4}$ " x 20 thds.	05	Pecula	1684	4
3655	Oil lamp bracket—right (Touring Car)	$\frac{1}{32}$ " thick	30	Feline	1497	1
3656	Oil lamp bracket—left (Touring Car)	$\frac{1}{32}$ " thick	30	Felsire	1498	1
3657	Oil lamp bracket brass screw and nut	$\frac{1}{4}$ " x $1\frac{1}{8}$ "	10	Felwort	1603	4
3659	Oil lamp bracket screw washer	$\frac{1}{32}$ " hole x $\frac{1}{16}$ " dia.	03	Femur	1607	4
3660	Tail lamp bracket (Touring Car)		25	Fennel	1613	1
3661	Tail lamp bracket bolt and nut	$\frac{1}{4}$ " x $1\frac{1}{2}$ "	05	Ferial	1614A	2
3663	Gas lamp bracket—right		75	Fertile	1301B	1
3664	Gas lamp bracket—left		75	Fervid	1348B	1
3665	Gas lamp bracket nut	$\frac{1}{2}$ " x 20 thds.	05	Festal	1302	2
3667	Front seat cushion for Touring Car		12 00	Festoon	1626A	1
3670	Rear seat cushion for Touring Car		12 00	Fetich	1627A	1
3667 $\frac{1}{4}$	Tourabout front seat cushion—right		6 00	Fetwah	2286	1

Ford Model T

Always Give Car Number When Ordering Parts

Page *thirty-eight*

Part No.	Name of Part	Specifications	Price	Code Word	Fac. No.	No. Req. per Car
BODY PARTS—1909-10 TOURING CAR—Continued						
3667½	Tourabout front seat cushion—left		\$ 6 00	Feudal	2285	1
3670¼	Tourabout rear seat cushion—right		6 00	Feuter	2289	1
3670½	Tourabout rear seat cushion—left		6 00	Fever	2290	1
3671	Oil lamp bracket—right (Town Car)		1 00	Fibster	1645	1
3672	Oil lamp bracket—left (Town Car)		1 00	Fibrine	1659	1
3673	Oil lamp bracket—right (Coupe)		1 00	Fiend	2200	1
3674	Oil lamp bracket—left (Coupe)		1 00	Fierce	2201	1
3675	Tail lamp bracket (Coupe)		50	Fickle	1698	1
3676	Cocoa mat	31" x 32"	3 00	Fidena	1606A	1
BODY PARTS—1911-12 RUNABOUT						
3700	Dash	¾" x 20¼" x 28½"	\$ 6 00	Fidget	2558	1
3700B	Dash	1912	6 00	Fidgeter	5257	1
3701	Dash bracket—right		50	Figory	2563	1
3702	Dash bracket—left		50	Filbert	2564	1
3703	Dash brass moulding	1911—67⅞"	1 50	Findy	2575	1
3703B	Dash brass moulding	1912	1 50	Findyer	5257	1
3704	Oil lamp bracket—right		30	Fiord	2577	1
3705	Oil lamp bracket—left		30	Firkin	2578	1
3706	Floor board (first)	⅞" x 6⅞" x 26⅞"	30	Firlot	2610	1
3707	Floor board (second)	⅞" x 5¾" x 27¼"	30	Fiscal	2611	1
3708	Floor board (third)	⅞" x 11 ⅞" x 29 ⅜"	40	Fishfal	2612	1
3709	Floor board (fourth)	⅞" x 5⅞" x 29 ⅞"	25	Fission	2613	1
3710	Floor board (fifth)	⅞" x 5⅞" x 30"	25	Fissure	2629	1
3711	Rubber matting	30¾" x 33⅞"	2 50	Fitchy	2614	1
3712B	Rubber matting	1912	2 50	Fitchyies	5215	1
3713	Torpedo door-lock—right		1 25	Flabel	2615C	1
3714	Torpedo door lock—left		1 25	Flacker	2616C	1
3715	Seat with cushion (open Runabout)		40 00	Flaggy		1
3716	Seat with cushion (Torpedo)		40 00	Flagon		1
3717	Seat cushion (one piece)	Front	10 00	Flagrate	2635	1
	Open Runabout sill plate (see No. 3768)		15	Flagstaff		
	Torpedo Runabout sill plate (see No. 3768)		20	Flagpole		

Part No.	Name of Part	Specifications	Price	Code Word	Fac. No.	No. Req. per Car
BODY PARTS—1911-12 TOURING CAR						
3750	Dash	$\frac{3}{4}$ " x $21\frac{1}{4}$ " x $31\frac{1}{8}$ "	\$ 6 00	Flamen	1091B	1
3750B	Dash	1912	6 00	Flamenier	5257	1
3751	Dash bracket—left	$10\frac{3}{8}$ " long	50	Flanker	1017B	1
3752	Dash bracket—right	$10\frac{3}{8}$ " long	50	Flannel	1018B	1
3753	Dash brass moulding	$73\frac{1}{8}$ " brass	1 50	Flattish	1063B	1
3753B	Dash brass moulding	1912	1 50	Flattisher	5275	1
3754	Cocoa tonneau mat	$30"$ x $28"$	3 00	Flatus	1606B	1
3755	Door hinge (upper right)		30	Flavor	2542B	1
3756	Door hinge (lower left)		30	Fleemish	2543B	1
3757	Door hinge (lower right)		30	Flipper	2544B	1
3758	Door hinge (upper left)		30	Flogger	2541B	1
3765	Rear body bracket	On frame	40	Fodder	2435	2
3766	Front cushion (state size)	$8"$ x $17\frac{1}{2}"$ x $39"$	12 00	Fondus	1626B	1
3767	Rear cushion (state size)		12 00	Forest	1627B	1
3768	Front sill brass plate	$\frac{1}{32}"$ x $7\frac{7}{8}"$ x $19"$	15	Fort	2570	1
3769	Rear sill brass plate	$\frac{1}{32}"$ x $1\frac{3}{4}"$ x $14\frac{1}{8}"$	20	Fossil	2571	1
1911-1912 ROADSTER PARTS						
3776	Rumble seat with cushion		\$12 00	Fotmol		1
3777	Rumble seat cushion		4 00	Fresco	4251	1
	Front fender—right (see No. 4800)		4 00	Friar	1414B	1
	Front fender—left (see No. 4801)		4 00	Frigate	1413B	1
*3782	Rear fender—right		4 00	Frigid	5206	1
*3783	Rear fender—left		4 00	Frock	5218	1
*3784	Rear fender irons, each		75	Froth	2903	2
3785	Torpedo tool box	1912	4 00	Frother	2175	1
3786	Torpedo tool box keys, round		10		3917	2
3787	Torpedo tool box keys, flat		10		3917	2
3788	Torpedo rear body bracket bolt		05	Frothiers	2090	2
	*Also applies to 1912 Torpedo.					
SPRINGS						
3800	Front spring (specify color)	$31\frac{3}{8}"$ long	\$ 6 00	Gadan	332	1
3801	First leaf (main leaf)		1 25	Gabblor	354	1
3802	Second leaf		1 10	Gablet	355	1

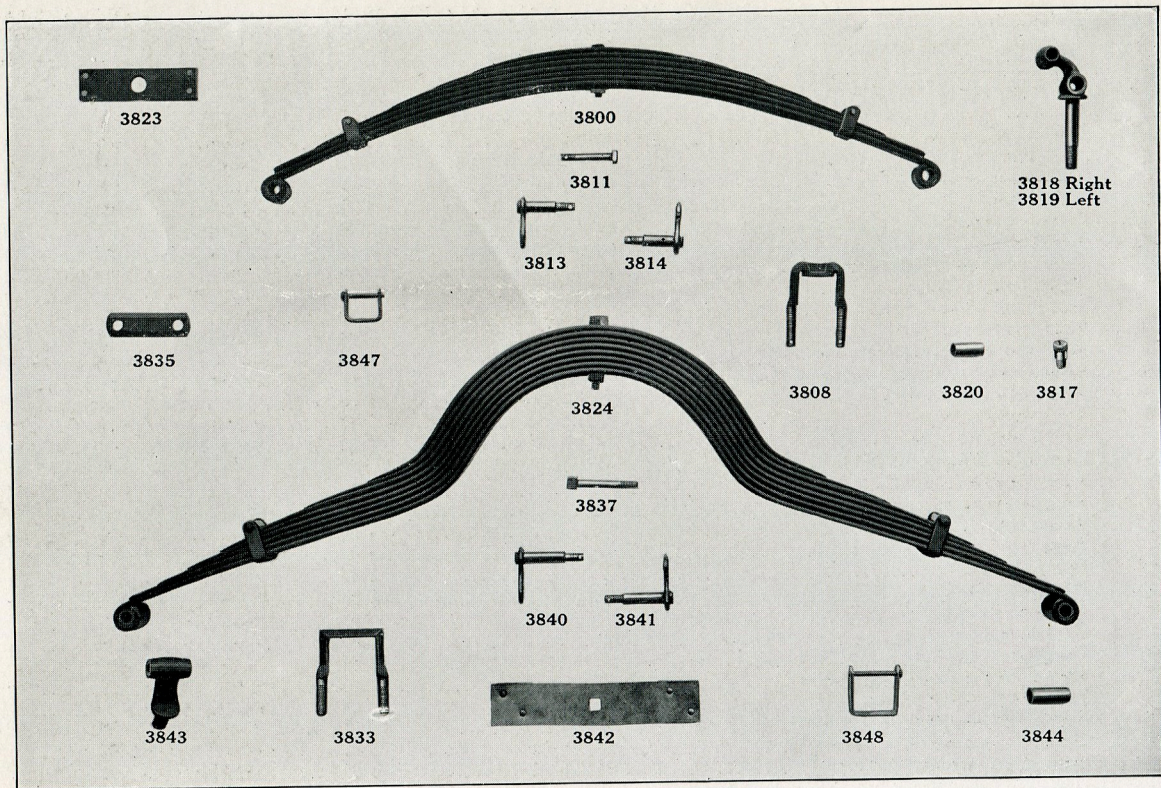


PLATE No. 12—Spring Parts

Part No.	Name of Parts	Specifications	Price	Code Word	Fac. No.	No. Req. per Car
SPRINGS—Continued						
3803.	Third leaf.		\$ 1 00	Gaddish.	356	1
3804.	Fourth leaf.		90	Gadoid.	357	1
3805.	Fifth leaf.		75	Gallic.	358	1
3806.	Sixth leaf.		60	Gafol.	359	1
3807.	Seventh leaf.		40	Gaiter.	360	1
3808.	Front spring clip.		20	Galena.	325B.	2
3809.	Front spring clip nut.	$4\frac{1}{16}''$	05	Gallant.	60	4
3811.	Front spring tie bolt and nut.	$\frac{1}{2}''$ x 20 thds.	10	Galley.	1362-1363	1
3813.	Front spring hanger (wide flange).	$\frac{7}{16}''$ x $2\frac{1}{4}''$	50	Gambier.	246	2
3814.	Front spring hanger (narrow flange).	$\frac{7}{16}''$ x $2\frac{3}{4}''$ x 20 thds.	50	Gambit.	229	2
3815.	Front and rear spring hanger nut.	$\frac{7}{16}''$ x $2\frac{3}{4}''$ x 20 thds.	02	Gambage.	220	8
3817.	Front and rear spring hanger oiler.	$\frac{7}{16}''$ x 20 thds.	15	Gamin.	218	8
3818.	Front spring perch—right.	$\frac{5}{8}''$ x 18 thds.	1 00	Gamut.	222	1
3819.	Front spring perch—left.	$\frac{5}{8}''$ x 18 thds.	1 00	Gander.	222 $\frac{1}{2}$	1
3820.	Front spring perch bushing.	$\frac{1}{8}''$ ins. dia. x $\frac{1}{8}''$ x $1\frac{1}{2}''$	20	Gangue.	230	4
3821.	Front spring perch nut.	$\frac{5}{8}''$ x 18 thds.	05	Ganil.	242	2
3823.	Front spring leather.	$\frac{1}{8}''$ x $1\frac{1}{2}''$ x $5\frac{3}{4}''$	10	Gannet.	262	1
3824.	REAR SPRING (8 LEAF—56" TREAD)	$44\frac{1}{2}''$ long.	14 00	Ganoid.	333	1
3825.	First leaf (main leaf).		2 60	Gantlope.	361	1
3826.	Second leaf.		2 25	Gantois.	362	1
3827.	Third leaf.		2 00	Ganza.	363	1
3828.	Fourth leaf.		1 75	Gaphara.	364	1
3829.	Fifth leaf.		1 60	Garden.	365	1
3830.	Sixth leaf.		1 50	Garland.	366	1
3831.	Seventh leaf.		1 30	Garlic.	367	1
3832.	Eighth leaf.		1 10	Garner.	368	1
3833.	Rear spring clip.		20	Game.	326	2
3834.	Rear spring clip nut.	$4\frac{1}{16}''$	05	Garter.	77	4
3835.	Rear spring clip bar.	$\frac{1}{8}''$ x 18 thds.	10	Gascon.	329	2
3837.	Rear spring tie bolt and nut.	$\frac{3}{8}''$ x $1\frac{1}{8}''$ x $\frac{1}{16}''$	10	Gastric.	1352	1
3840.	Rear spring hanger (narrow flange).	$\frac{3}{8}''$ x $2\frac{1}{16}''$	50	Gaulus.	91	2
		$\frac{7}{16}''$ x $3\frac{1}{4}''$ x 20 thds.				

Part No.	Name of Part	Specifications	Price	Code Word	Fac. No.	No. Req. per Car
SPRINGS—Continued						
3841	Rear spring hanger (wide flange)	$\frac{7}{16}$ " x $3\frac{1}{2}$ " x 20 thds.	\$ 0 50	Gauntlet	91 $\frac{1}{2}$	2
3842	Rear spring leather pad	2" x $10\frac{1}{4}$ "	10	Gavel	94	1
3843	Rear spring perch	$\frac{1}{2}$ " x 16 thds.	60	Gavot	41	2
3844	Rear spring perch bushing	$\frac{1}{8}$ " bore x $\frac{3}{4}$ " dia. x 2"	20	Gawky	172	2
3845	Rear spring perch nut	$\frac{1}{4}$ " x 16 thds.	05	Gazara	174	2
3846	Rear spring clip (Runabout)	$\frac{3}{8}$ " x 18 thds. x $4\frac{1}{8}$ "	20	Gazelle	399	2
3847	Front spring retainer clip and rivet		10	Gazzam	373-374	2
3848	Rear spring retainer clip and rivet		10	Gecko	375-376	2

REAR SPRING 60 INCH TREAD

3850	Rear spring (8 leaf)	48 $\frac{1}{2}$ " long	\$14 00	Geddur	1704	1
3851	Rear spring clip	$\frac{1}{8}$ " x $4\frac{7}{16}$ " x 18 thds.	20	Gelder	1737	2
3852	Rear spring tie bolt and nut	$\frac{3}{8}$ " x $3\frac{3}{8}$ " x 16 thds.	10	Gemote	1738-1353	1
3853	First leaf (main leaf)		2 60	Gembok	1739	1
3854	Second leaf		2 25	Gershon	1740	1
3855	Third leaf		2 00	Gerper	1741	1
3856	Fourth leaf		1 75	Gherkin	1742	1
3857	Fifth leaf		1 60	Gibbet	1743	1
3858	Sixth leaf		1 50	Ginger	1744	1
3859	Seventh leaf		1 30	Gipsire	1745	1
3860	Eighth leaf		1 10	Gisarm	1746	1

STARTING CRANK

3900	Starting crank only		\$ 0 75	Hernia	519B	1
3901	Starting crank handle	Aluminum $1\frac{1}{4}$ " x $3\frac{3}{8}$ "	25	Heron	520	1
3902	Starting crank handle bolt	$\frac{1}{2}$ " x $4\frac{5}{8}$ "	10	Herpes	521	1
3903	Starting crank sleeve	$\frac{1}{2}$ " bore x $\frac{1}{2}$ " x $2\frac{3}{4}$ "	20	Hesper	523B	1
3905	Starting crank ratchet pin	$1\frac{3}{8}$ "	05	Hestern	527B	1
3906	Starting crank ratchet	$2\frac{1}{8}$ " dia. x $2\frac{1}{8}$ "	25	Hetman	528B	1
3908	Starting crank spring	Brass	05	Hilding	626	1




PLATE No. 13—Radiator Parts

Part No.	Name of Part	Specifications	Price	Code Word	Fac. No.	No. Req. per Car
RADIATOR (THERMO-SYPHON)						
3925	Radiator—thermo-syphon		\$28 00	Hominy	1100C	1
3926	Radiator cap	1 $\frac{11}{16}$ " ins. dia. x 2" x 18 thds.	50	Hothir	1103B	1
3927	Radiator cap gasket (fibre)	$\frac{1}{16}$ " x 1 $\frac{3}{8}$ " x 1 $\frac{3}{16}$ " dia.	05	Housel	1117	1
3928	Radiator pad (leather)	$\frac{3}{8}$ " x 1 $\frac{1}{4}$ " x 2 $\frac{3}{4}$ "	05	Hovel	1105	2
3929	Radiator stud and nut	$\frac{3}{8}$ " x 2 $\frac{1}{16}$ "	05	Hoxy	1162	2
3930	Radiator stud spring		05	Hubby	1152	2
3931 $\frac{1}{2}$	Radiator stud washer nut	$\frac{3}{8}$ " x 24 thds. $\frac{1}{4}$ " x $\frac{3}{4}$ " x 1"	05	Huffish	1161	2
3932	Radiator rod	20 $\frac{3}{4}$ " long	15	Huller	1111B	1
3934	Radiator rod nut	$\frac{3}{8}$ " x 24 thds.	02	Humbler	1113	1
3939	Outlet connection pipe (see motor plate)	1 $\frac{3}{4}$ " x 12"	25	Humic	1121	1
3940	Outlet connection cock	$\frac{1}{8}$ " petcock	25	Humine	1515	1
3944	Outlet connection hose	1 $\frac{3}{4}$ " x 2 $\frac{3}{4}$ "	20	Hungry	507B	2
3945	Outlet connection hose clip	2 $\frac{1}{8}$ " dia.	05	Hunter	554B	4
3946	Radiator stay rod	22 $\frac{3}{4}$ " long	15	Hurden	1167	1
RADIATOR FAN (THERMO-SYPHON MOTOR)						
3960	Fan and pulley assembly		\$ 1 25	Hutten	619	1
3961	Fan blades, each		10	Hyades	611	4
3961B	Fan blade rivets, per dozen		05	Hyadesed	612	16
3962	Driven fan pulley (brass)	3" dia. x 2 $\frac{3}{16}$ " long	80	Hydra	618	1
3963	Fan drive pulley	1 $\frac{3}{16}$ " x 3" dia. x 1 $\frac{1}{4}$ " wide	30	Hydrant	602	1
3964	Fan belt	1 $\frac{1}{8}$ " x 1 $\frac{1}{8}$ " x 7 $\frac{1}{16}$ " C. to C. of pulley	40	Hydrate	609	1
3965	Fan tension spring	$\frac{9}{16}$ " dia. x 2 $\frac{3}{4}$ "	05	Hyemal	610	1
3966	Fan shaft	$\frac{1}{16}$ " x 4 $\frac{9}{16}$ " x 20 thds.	25	Hyper	606	1
3967	Fan bracket		30	Hypo	604	1
3968	Fan bracket bolt	$\frac{1}{2}$ " x 2 $\frac{3}{8}$ " x 20 thds.	15	Hypere	605	1
3970	Fan oiler assembly		15	Hyppish	601	1
3971	Fan oiler body	$\frac{7}{16}$ " x 20 thds. x $\frac{1}{16}$ "	10	Hyena	598	1
3972	Fan oiler cap	$\frac{3}{4}$ " x 24 thds. $\frac{5}{8}$ "	05	Hyrax	616	1
3973	Fan adjusting screw and nut	$\frac{3}{8}$ " x 1 $\frac{3}{4}$ " x 24 thds.	10	Hyssop	645	1

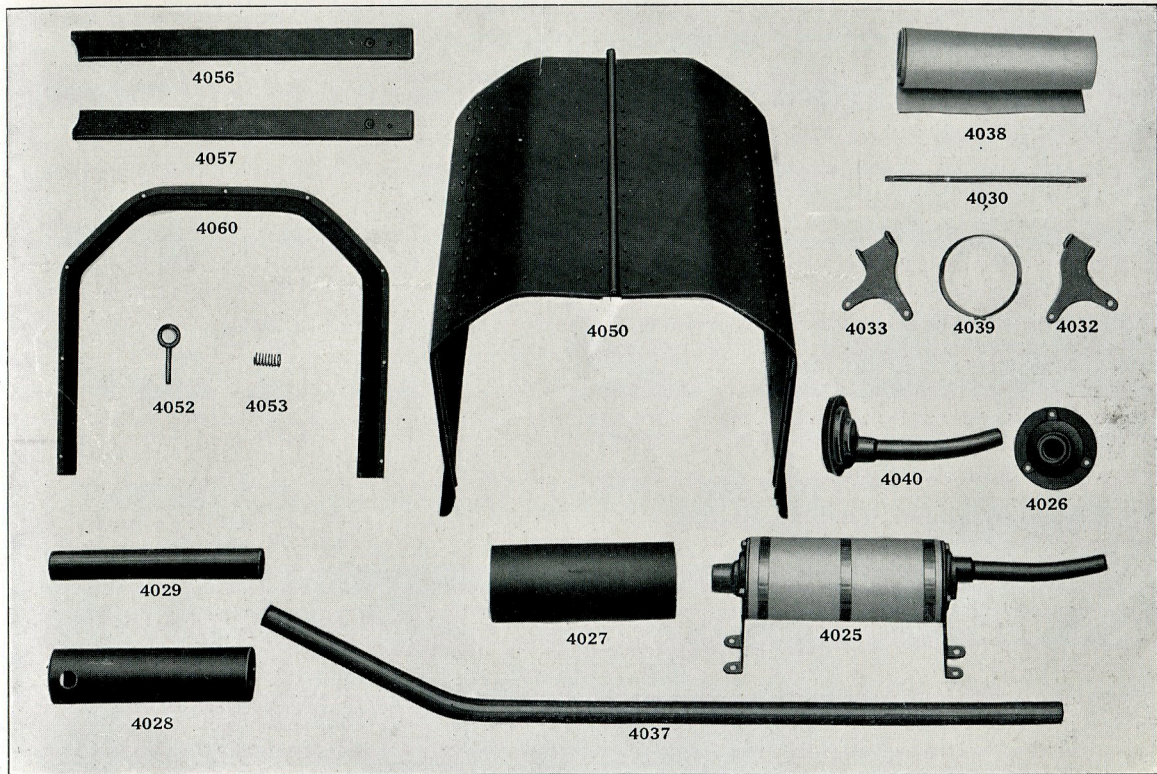


PLATE No. 14—Muffler and Hood Parts

Part No.	Name of Part	Specifications	Price	Code Word	Fac. No.	No. Req. per Car
MUFFLER						
4025	Muffler assembly		\$ 2 50	Jobal	1200B	1
4026	Muffler head—intake	1 $\frac{3}{16}$ " bore x 5 $\frac{5}{16}$ " dia.	60	Jobesh	1202B	1
4027	Muffler shell (outer)	5" dia. x 12"	30	Jabin	1203	1
4028	Muffler shell (middle)	3 $\frac{1}{2}$ " dia. x 13"	25	Jackal	1204	1
4029	Muffler shell (inner)	2" dia. x 14"	60	Jaday	1205	1
4030	Muffler rod only	$\frac{5}{16}$ " x 13 $\frac{3}{8}$ "	10	Jadish	1206	3
4031	Muffler rod nut	$\frac{5}{16}$ " x 24 thds.	02	Jagger	1207	6
4032	Muffler bracket—exhaust		30	Jambee	1217	1
4033	Muffler bracket—intake		30	Jantu	1218	1
4034	Muffler bracket bolt and nut	$\frac{3}{8}$ " x $\frac{3}{32}$ "	05	Janus	1210	4
4037	Long exhaust pipe		1 20	Jarite	1214	1
4038	Muffler asbestos	$\frac{1}{2}$ " x 12 $\frac{1}{4}$ " x 31 $\frac{3}{4}$ "	15	Jehud	1215	1
4039	Muffler asbestos bands (tin)	$\frac{1}{8}$ " x $\frac{3}{4}$ " x 18"	10	Jerboa	1216	3
4040	Rear muffler head with outlet pipe		75	Jetson	1221	1
HOOD—TOURING CAR						
4050	Hood—22" long (specify color)		\$ 6 50	Jibsam	1300	1
4051	Hood handle	5 $\frac{1}{2}$ " long	25	Jingal	1314	2
4052	Hood clip	3 $\frac{1}{16}$ "	10	Jippo	1310	4
4053	Hood clip spring		05	Jockey	1311	4
4056	Hood-board—left	22 $\frac{3}{4}$ " long	40	Johim	1339	1
4057	Hood-board—right	22 $\frac{3}{4}$ " long	40	Jorum	1340	1
4058	Hood-board bolt and nut	$\frac{1}{4}$ " x 1 $\frac{1}{8}$ " x 20 thds.	05	Jowter	1308-1309	4
4060	Hood support on dash		1 00	Jupon	1334	1
4061	Hood support screw	No. 10— $\frac{5}{8}$ " wood screw	01	Jurist	1350	9
4062	Hood clasp (on radiator)	1 $\frac{7}{16}$ " long	05	Jussi	1109B	1
HOOD—RUNABOUT						
4070	Hood	24" (specify color)	\$ 6 50	Junta	2313	1
4071	Hood block—right	$\frac{5}{8}$ " x 1 $\frac{7}{8}$ " x 24 $\frac{3}{4}$ "	40	Justle	2305	1
4072	Hood block—left	$\frac{5}{8}$ " x 1 $\frac{7}{8}$ " x 24 $\frac{3}{4}$ "	40	Juzil	2406	1




PLATE No. 15—Kingston Carburetor Parts




PLATE No. 16—1910-11 Holley Carburetor Parts

Always Give Car Number When Ordering Parts

Ford Model T

Part No.	Name of Part	Specifications	Price	Code Word	Fac. No.	No. Req. per Car
CARBURETOR (KINGSTON)						
4100.....	Carburetor complete.....		\$ 9 00.....	Labra.....	553.....	1
4101.....	Float.....	1909.....	80.....	Labrax.....	3000.....	1
4101B.....	Float (Specify Diameter).....	1910-11.....	80.....	Lamb.....	4542.....	1
4103.....	Gasoline valve.....	1909.....	50.....	Lactic.....	3002A.....	1
4103B.....	Float valve.....	1910-11.....	50.....	Lance.....		1
4111.....	Gasoline needle valve.....		50.....	Lament.....	3010.....	1
4126.....	Carburetor adjusting rod head.....	1 1/4" dia. x 1/2" long.....	15.....	Lascar.....	1356B.....	1
4127A.....	Carburetor adjusting rod bracket.....	1 1/2" x 1 7/8".....	30.....	Lastage.....	1357.....	1
4127B.....	Carburetor adjusting rod bracket for Roadster.....		30.....	Lasus.....	2340.....	1
4129A.....	Carburetor adjusting rod (state length).....	3/16" x 18 13/16" long.....	25.....	Latten.....	1359A.....	1
4132.....	Carburetor flange bolt and nut.....	3/8" x 1" x 24 thds.....	05.....	Leaper.....	1388.....	2
4134.....	Carburetor flange gasket.....	Copper.....	05.....	Lecturn.....	1380B.....	1
4135.....	Carburetor priming rod.....	3/2" x 21 7/8".....	20.....	Leeward.....	2354.....	1
4136.....	Hot air pipe.....		10.....	Lest.....	494.....	1
4137.....	Hot air pipe connections.....		10.....	Lisle.....	691.....	1

(Other parts required may be ordered by plate numbers; prices quoted on application.)

HOLLEY CARBURETOR PARTS—1910-11

4151.....	Float with lever.....	1910.....	\$ 0 60.....	Legist.....	3098.....	1
4154.....	Gasoline valve.....	1910.....	60.....	Libon.....	3101.....	1
4159.....	Gasoline needle valve.....	1910.....	50.....	Linctus.....	3095.....	1
4180.....	Carburetor hot air pipe (O. D.).....		10.....	Link.....	494.....	1
4181.....	Carburetor hot air pipe connection.....		10.....	Lost.....	691.....	1
4508.....	Float.....	1911.....	60.....	Lumbric.....	4504.....	1
4509.....	Spray needle.....	1911.....	60.....	Lurcher.....	4509.....	1
4523.....	Inlet needle.....	1911.....	40.....	Lutbat.....	4523.....	1

1912 HOLLEY CARBURETOR

4550.....	Carburetor complete.....		\$ 9 00.....	Luxor.....	553.....	
4554.....	Float.....		75.....	Man.....	4803.....	1
4559.....	Spray needle.....		30.....	Mare.....	4807.....	1




PLATE No. 17—1912 Holley Carburetor Parts

Part No.	Name of Part	Specifications	Price	Code Word	Fac. No.	No. Req. per Car
1912 HOLLEY CARBURETOR—Continued						
4572	Gasoline inlet elbow assembly		\$ 0 55	Mermaid	4S38	1
4573	Gasoline inlet needle		30	Monarch	4S28	1
4581	Air throttle pull rod		15	Monger	2000	1
4582	Hot air pipe		20	Monkey	686	1
(Other parts required may be ordered by plate numbers; prices quoted on application.)						
COIL PARTS (KINGSTON)—1910						
4201	Adjusting screw with platinum point		\$ 0 75	Maestro	3048A	4
4202	Vibrator spring with platinum point		75	Magbish	3045A	4
4203	Vibrator hammer		10	Magne	3050A	4
4215	Coil unit	Substitute No. 4238	6 00			4
4219	Switch plug		25	Marine	3065A	1
4220	Switch lever		25	Marish	3061A	1
4221	Switch cover		25	Marksman	3070A	1
4226	Terminal binding post porcelain		10	Marquise	3076	10
4227	Terminal binding post thumb nut		05	Martex	3077	10
(Other parts required may be ordered by plate numbers; prices quoted on application.)						
COIL PARTS (KINGSTON)—1911-12 STYLES						
4229	Coil box complete		\$ 6 00	Martyr	3032D	1
4230	Coil cover		1 50	Marvel	3031	1
4232	Coil unit	Substitute No. 4238	6 00	Maslach	4715	4
4233	Switch key		15	Mastoid	3065D	1
4234	Vibrator spring with platinum point		75	Matrix	3050D	4
4235	Adjusting screw with platinum point		75	Mattress	3044D	4
4236	Vibrator bridge with platinum point		75	Matis	3046D	4
4237	Vibrator with platinum point		75	Mator		4
4238	Coil unit		6 00	Matrus	4715	4
4239	Unit knurled adjusting screw		25	Mastich		4
4603	Vibrator bridge with platinum point		75	Medial	4717	4
4665	Unit knurled adjusting screw		25	Meedate	4723	4




PLATE No. 18—Kingston Coil Parts

Part No.	Name of Part	Specifications	Price	Code Word	Fac. No.	No. Req. per Car
COIL PARTS (KINGSTON)—1911-12 STYLES—Continued						
4666	Vibrator with platinum point		\$ 0 75	Mensae	4720	4
4667	Vibrator spring		10	Mensalt	4725	4
4699	Switch lever assembly	Includes Nos. 4607-4608- 4609	35	Marchet		1
4702	Switch base cover		30	Merino	3070D	1
4705	Switch assembly		1 50	Merop	3072D	1
4706	Coil complete		30 00	Merose		1
HEINZE COIL						
4600	Coil		\$30 00	Methol		1
4602	Coil cover		1 50	Mezzo	4602	1
4604	Coil box with cover		6 00	Micher	4604	1
4611	Coil unit		6 00	Michtam	4611	4
4613	Adjusting nut and ratchet		15	Migrant	4613	4
4616	Vibrator with platinum point		90	Mile	4616	4
4618	Vibrator bridge with platinum point		90	Mileped	4618	4
4638	Switch assembly		1 50	Milepore	4638	1
4639	Switch plug		15	Milter	4639	1
4640	Switch base	Includes spring	75	Milvus	4640	1
4641	Switch cover		25	Minish	4641	1
4644	Switch lever		25	Minnock	4644	1
4645	Switch lever knob		15	Misown	4645	1
4646	Switch lever knob set screw		02	Misprize	4646	1
COIL PARTS (JACOBSON-BRANDON)						
4251	Adjusting screw		\$ 0 25	Mistide	3148	4
4252	Vibrator spring with platinum point		1 00	Mistrae	3150	4
4253	Cross bar with platinum point		75	Mistune	3151	4
4254	Coil box complete		6 00	Mithras	3139	1
4255	Coil cover		1 50	Mixon	3137	1
4256	Coil unit		6 00	Mizzle	3147	4
4257	Switch complete		2 00	Mobish	4745	1




PLATE No. 19 - Heinze & J. & B. Coil Parts

Part No.	Name of Part	Specifications	Price	Code Word	Fac. No.	No. Req- per Car
COIL PARTS (JACOBSON-BRANDON)—Continued						
4258.....	Switch plug.....	1910.....	\$ 0 15.....	Mocha.....	3178B.....	1
4259.....	Switch lever with knob.....		50.....	Moder.....	3183.....	1
4260.....	Switch cover.....	1910.....	35.....	Molusk.....	3180.....	1
4261.....	Coil box.....		6 00.....	Morsel.....	4731.....	1
4262.....	Coil cover.....		1 50.....	Mortal.....	3137.....	1
4263.....	Coil unit.....	1911.....	6 00.....	Mosque.....	4736.....	4
4264.....	Vibrator.....		1 00.....	Mummy.....	4738.....	4
4265.....	Cross bar.....		75.....	Muscle.....	4739.....	4
4266.....	Adjusting thumb nut.....		15.....	Musk.....	4737.....	4
4267.....	Switch plug.....		15.....	Muslin.....	4752.....	1
4268.....	Switch lever with knob.....		50.....	Mustang.....	4755.....	1
4269.....	Switch cover.....		35.....	Mutton.....	3180.....	1
4270.....	Switch base assembly.....		1 65.....	Myrrh.....		1
WIRING						
4350.....	Spark plug wire.....	15½" for No. 1 cylinder.....	\$ 0 20.....	Nobob.....	1365.....	1
4351.....	Spark plug wire.....	12½" for No. 2 cylinder.....	20.....	Nachor.....	1366.....	1
4352.....	Spark plug wire.....	8" for No. 3 cylinder.....	15.....	Naggy.....	1375.....	1
4353.....	Spark plug wire.....	8¾" for No. 4 cylinder.....	15.....	Nalad.....	1376.....	1
4354.....	Spark plug wire terminal.....		03.....	Nailer.....	1381.....	8
4355.....	COMMUTATOR WIRES WITH LOOM.		75.....	Nandu.....	1951.....	1
4356.....	Commutator wires with terminal, each.....		10.....	Napaw.....		4
4357.....	Commutator wire terminal (coil end).....	⅜" hole x ⅜" dia.....	03.....	Napher.....	1385.....	4
4358.....	Commutator wire loom, only.....	⅝" ins. dia. x ⅝" x 33".....	35.....	Napkin.....	1378.....	1
4359.....	Commutator wire loom support.....	⅜" x ⅝" x 2 ⅜".....	05.....	Napple.....	1390.....	2
4360.....	Magneto to coil wire.....	15½".....	20.....	Napus.....	1365.....	1
4361.....	Commutator loom rubber nipple.....	⅝" hole x ⅜" dia. x ⅜".....	03.....	Nargil.....	1964.....	2
4362.....	Commutator wire rubber nipple.....	¼" dia. x ⅝".....	02.....	Narsal.....	1965.....	4
4363.....	Commutator wire support (on dash).....	⅜" x ⅜" x 1".....	05.....	Narwalt.....	1638.....	1
4366.....	Spark plug wire.....	17½" for No. 1 cylinder.....	20.....	Nashon.....	2357.....	1
4367.....	Spark plug wire.....	14½" for No. 2 cylinder.....	20.....	Nasute.....	2358.....	1

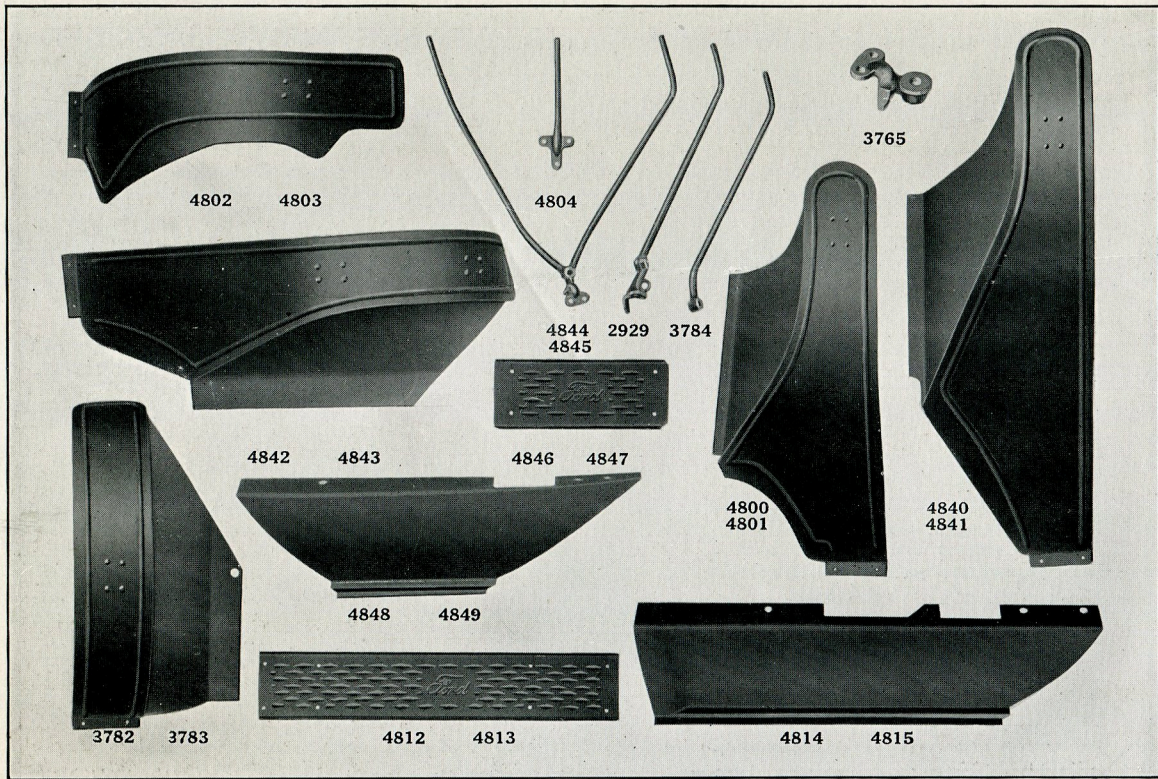


PLATE No. 20—Fender Parts

Part No.	Name of Part	Specifications	Price	Code Word	Fac. No.	Req. No. per Car
WIRING—Continued						
4368	Spark plug wire	10" for No. 3 cylinder	\$ 0 15	Natal	2359	1
4369	Spark plug wire	11" for No. 4 cylinder	15	Native	2360	1
4370	Magneto to coil wire	11 $\frac{3}{4}$ "	20	Natrix	2361	1
ROADSTER BODY—1910						
4402	Front seat with cushion		\$10 00	Saber	2280	1
4403D	Front seat cushion—right		6 00	Saffron	2286	1
4403C	Front seat cushion—left		6 00	Sallow	2285	1
4404	Rumble seat with cushion		10 00	Salmon	2281	1
4405	Rumble seat cushion		4 00	Salt	2282	1
4406	Rumble seat lock		80	Sandal	2242	1
4408	Front floor rubber matting	31 $\frac{3}{8}$ " x 27 $\frac{1}{8}$ "	2 50	Saphire	1616	1
4409	Rear floor rubber matting	30 $\frac{3}{8}$ " x 30"	2 50	Sauce	1665	1
DELIVERY BODY						
4410	Rear door complete—right		\$ 6 00	Silva	3907	1
4411	Rear door complete—left		6 00	Sleek	3908	1
4412	Rear door glass		15	Slime	3930	2
4413	Rear fender—right		3 50	Slush	5209	1
4414	Rear fender—left		3 50	Smelt	5210	1
4415	Rear fender iron—right or left		40	Smoke	4205	1
4416	Door hinge assembly—right		15	Snare	4280	1
4417	Door hinge assembly—left		15	Soap	4289	1
4418	Door handle		60	Sober	4292	1
4419	Door handle nut		03	Sorrow	29A	1
4420	Front floor rubber mat		2 50	Sorus	5251	1
4421	Tail lamp bracket		25	Sperm	5262	1
FENDERS AND RUNNING BOARDS—1911-12 Touring Car, 56 Inch Tread—Blue						
4800	Front fender—right		\$ 4 00	Scorch	1414B	1
4801	Front fender—left		4 00	Scoul	1413B	1
4802	Rear fender—right		4 00	Sexton	1416C	1

Part No.	Name of Part	Specifications	Price	Code Word	Fac. No.	No. Req. per Car
----------	--------------	----------------	-------	-----------	----------	---------------------

FENDERS AND RUNNING BOARDS—1911-12 Touring Car, 56 Inch Tread—Blue—Continued

4803	Rear fender—left		\$ 4 00	Shark	1415C	1
4804	Rear fender iron—right and left	.10 $\frac{5}{16}$ " long	40	Shear	379	2
4805	Rear fender iron bolt and nut	$\frac{3}{8}$ " x $1\frac{1}{2}$ "	10	Shoal	386-387	6
4808	Front fender iron bolt	$\frac{3}{8}$ " x $1\frac{3}{4}$ " x 24 thds.	05	Shovel	389	2
4812	Running board—right	8 $\frac{1}{4}$ " W. x 44 $\frac{7}{8}$ "	1 00	Shrew	2530	1
4813	Running board—left	8 $\frac{1}{4}$ " x 44 $\frac{7}{8}$ "	1 00	Siege	2531	1
4814	Running board shield—right		2 50	Skylark	1409B	1
4815	Running board shield—left		2 50	Skylight	1408B	1
	Front fender iron (see No. 2929.)					

FENDERS AND RUNNING BOARDS—1911 Touring Car, 60 Inch Tread—Blue

4820	Front fender—right		\$ 4 00	Tablet	1715B	1
4821	Front fender—left		4 00	Tabor	1716B	1
4822	Rear fender—right		4 00	Talent	1749	1
4823	Rear fender—left		4 00	Tallow	1748	1
4824	Rear fender iron—right and left	.11 $\frac{7}{8}$ " long	40	Target	2700	2
4825	Front fender iron—right and left	.18 $\frac{5}{8}$ " long	1 00	Tempest	1713	2
4826	Running board shield—right		2 50	Tennis	1717B	1
4827	Running board shield—left		2 50	Thirst	1718B	1
	Running board brackets (see No. 2982.)					
	Running board truss rods (see Nos. 2983-6.)					

FENDERS AND RUNNING BOARDS—1911 Runabout, 56 Inch Tread—Blue

4840	Front fender—right		\$ 4 00	Thistle	2561	1
4841	Front fender—left		4 00	Thorn	2562	1
4842	Rear fender—right		4 00	Thrift	2555	1
4843	Rear fender—left		4 00	Throat	2554	1
4844	Rear fender iron—right		1 50	Thug	382	1
4845	Rear fender iron—left		1 50	Tiger	381	1
4846	Running board—right	8 $\frac{1}{4}$ " W. x 21 $\frac{3}{8}$ "	60	Toad	2551	1
4847	Running board—left	8 $\frac{1}{4}$ " W. x 21 $\frac{3}{8}$ "	60	Toast	2552	1
4848	Running board shield—right		2 50	Tonsil	2557	1
4849	Running board shield—left		2 50	Towel	2556	1

Always Give Car Number When Ordering Parts

Ford Model T

Part No.	Name of Part	Specifications	Price	Code Word	Fac. No.	No. Req. per Car
FENDERS AND RUNNING BOARDS—1911 Runabout, 60 Inch Tread—Blue						
4860	Front fender—right		\$ 4 00	Tulip	2706	1
4861	Front fender—left		4 00	Tunic	2707	1
	Front fender iron—right and left (see No. 2977)					1
4863	Rear fender—right					2
4864	Rear fender—left		4 00	Turtle	2708	1
4865	Rear fender iron—right		4 00	Twin	2709	1
4866	Rear fender iron—left		1 50	Twirl	2704	1
4867	Running board shield—right		1 50	Twitch	2705	1
4868	Running board shield—left		2 50	Typhoid	2703	1
			2 50	Tythe	2710	1
FENDERS AND SHIELD—1912 Torpedo, 60 Inch Tread—Blue						
4880	Rear fenders—right	1912	\$ 4 00			
4881	Rear fenders—left	1912	4 00			
	Front fender iron—right and left (see No. 2977)					
4882	Rear fender iron		75			
SPECIAL TOOLS						
1349	Hub cap wrench	8 $\frac{5}{8}$ " long	\$ 0 25	Pacal	1349	1
1387	Adjustable wrench		40	Pacos	1387	1
1902	Screw driver		25	Padan	1902	1
1903	Pliers		30	Paddy	1903	1
1904	Spark plug wrench	$\frac{1}{8}$ " and 1" sockets x 4 $\frac{1}{2}$ "	25	Padnag	2178	1
1917	Double end wrench		20	Pagan	1917	1
1924	$\frac{3}{8}$ " socket wrench	12" long	50	Pallah	1924	1
1926	Piston pin set screw wrench (applies to cars from 1 to 2500)	3" long	25	Pallor	1926	1
1929	Fly wheel cap screw wrench	11 $\frac{3}{8}$ " long	30	Palmy	1929	1
1930X	Valve spring lifter	15" long	75	Palpus	1930-8	1
1957	Valve grinder		1 00	Palster	1957	1
1933X	Rear wheel puller assembly	2 $\frac{1}{8}$ " x 24 thds. x 2 $\frac{3}{4}$ " long	1 50	Panary	1933-45	1
1936X	Cam gear puller		1 50	Pantile	1936-7	1
1953X	Transmission clutch drum puller		1 50	Papaw	1370-1953-5	1
1974	Drive shaft and rear axle housing stud nut wrench for $\frac{3}{8}$ " nut	7 $\frac{3}{8}$ " long	40	Papist	1974	1

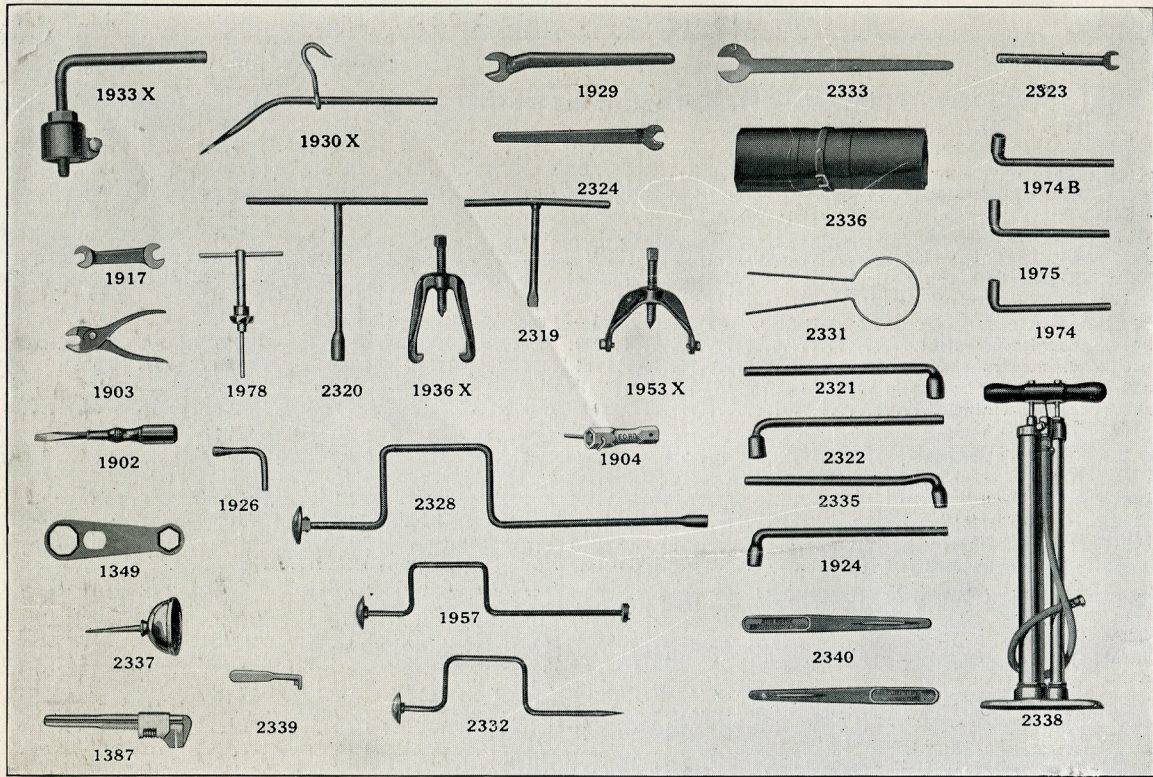


PLATE No. 21—Special Tools

Always Give Car Number When Ordering Parts

Ford Model T

Part No.	Name of Part	Specifications	Price	Code Word	Fac. No.	No. Req. per Car
SPECIAL TOOLS—Continued						
1974B.	Drive shaft and rear axle housing stud nut wrench for $\frac{3}{8}$ " nut.		\$ 0 40	Parent	2073	1
1975.	Rear axle housing bolt nut wrench.	7 $\frac{1}{4}$ " long.	50	Parvis	1975	1
1978.	Valve seat reamer.	7 $\frac{1}{2}$ " long.	2 50	Papula	1978	1
2319.	Screw driver for cam shaft set screw.	6 $\frac{1}{2}$ " long.	50	Parley	2319	1
2320.	$\frac{3}{8}$ " T socket wrench.	9 $\frac{1}{4}$ " long.	50	Parfit	2320	1
2321.	Socket wrench for crank shaft bearing bolt nut.	12 $\frac{1}{8}$ " long.	50	Passim	2321	1
2322.	$\frac{3}{8}$ " L socket wrench.	12"	50	Pastel	2322	1
2323.	$\frac{3}{8}$ " open end wrench.	7 $\frac{1}{2}$ " long.	35	Pastor	2323	1
2324.	Connecting rod clamp screw wrench.	10 $\frac{1}{4}$ " long.	40	Parrot	2324	1
2328.	$\frac{3}{8}$ " brace socket wrench.	24 $\frac{3}{8}$ " long.	60	Parsee	2328	1
2331.	Piston ring squeezer.	3 $\frac{3}{8}$ " dia.	25	Patile	2331	1
2332.	Magnet screw brace screw driver.	13 $\frac{3}{4}$ " long.	50	Patrol	2332	1
2333.	Large cam gear lock nut wrench.	14" long.	40	Pavan	2333	1
2335.	Cylinder head bolt L socket wrench.	11 $\frac{3}{4}$ " long.	50	Pavid	2335	1
2336.	Tool roll.		35	Pawky	1979	1
2337.	Oil can.		20	Paxos	1384	1
2338.	Tire pump.		4 50	Paysor	1368	1
2340.	Tire irons, each.		15	Pelage	2340	2
2341.	Crank shaft bearing bolt special wrench.		50		2069	1

Order the Following Parts for Cars Numbering Below 2500

400A.	CYLINDER.	$\frac{1}{16}$ " holes for cap screws.	\$24 00	Compound	400A.	1
401B.	Cylinder head.	$\frac{1}{16}$ " holes for cap screws.	4 00	Comprint	401B.	1
402A.	Cylinder head gasket.		75	Compunct.	402A.	1
403A.	Cylinder cover (front end).		1 25	Comrade	403A.	1
505A.	Cylinder cover paper liner.	$\frac{1}{4}$ " thick.	10	Condite	505A.	1
483A.	Cylinder head cap screw.	$\frac{3}{8}$ " x 2 $\frac{1}{8}$ " x 24 thds.	05	Concept	483A.	15
446A.	Outlet brass connection.	$\frac{3}{8}$ " bolt holes.	60	Concoct	446A.	1
446B.	Outlet brass connection.	$\frac{7}{16}$ " bolt holes.	60	Concord	446B.	1
550.	Outlet connection screw (specify size)		05	Conscrew	550A.	2
445A.	Outlet brass connection gasket.		15	Conder	445A.	1




PLATE No. 22—Old Style Motor Parts

Order the Following Parts for Cars Numbering Below 2500

Ford Model T

Part No.	Name of Part	Specifications	Price	Code Word	Fac. No.	No. Req. per Car
44S	Outlet hose	1 $\frac{3}{8}$ " x 4 $\frac{1}{4}$ "	\$ 0 40	Condign	448A	1
554B	Outlet hose clip	2 $\frac{1}{8}$ " dia.	10	Condole	554A	2
442A	Cylinder water inlet brass connection	1 $\frac{1}{2}$ " long	30	Condog	442A	1
444	Cylinder water inlet pack nut	1 $\frac{3}{8}$ " x 18 thds	15	Conduce	444	1
586	Piston assembly (used with connecting rod No. 587)		2 00	Condil	568A	4
419A	Piston pin	$\frac{3}{4}$ " x 3 $\frac{1}{2}$ "	35	Confess	419A	4
420	Piston pin screw	$\frac{1}{8}$ " x 1" x 18 thds	05	Confide	420	4
587	Connecting rod assembly		3 00	Confix	587A	4
423	Connecting rod piston pin bushing	$\frac{3}{4}$ " bore x $\frac{1}{8}$ " dia. x 1 $\frac{1}{4}$ " long	25	Congee	423	4
498A	Crank shaft	25" long	12 00	Conger	498A	1
530	Crank shaft ratchet	1 $\frac{3}{8}$ " dia. x 1 $\frac{1}{4}$ " long	40	Congius	530	1
529A	Crank shaft ratchet pin	$\frac{1}{8}$ " x 1 $\frac{1}{8}$ " long	02	Conglobe	529A	1
543A	Crank case oil tube		50	Congon	543A	1
582A	Breather pipe assembly	1" tube	90	Conject	582A	1
800	Crank case and transmission lower case		15 00	Conjoin	800A	1
551	PUMP ASSEMBLY		9 00	Hakot	551	1
434	Pump body		4 00	Hallux	434	1
435	Pump cover		2 00	Halser	435	1
443	Pump cover gasket	$\frac{3}{4}$ " x 5 $\frac{1}{2}$ " out. dia.	10	Hamite	443	1
452	Pump cover screw	No. 10—24 thds	05	Hamose	452	8
436	Pump fan		1 00	Hansa	436	1
437	Pump shaft	4 $\frac{1}{2}$ " long	1 00	Haran	437	1
454	Pump fan pin	$\frac{3}{8}$ " x 1 $\frac{1}{4}$ " long	01	Harbor	636	1
451	Pump packing nut	$\frac{3}{4}$ " x 18 thds. right hand	25	Harcute	451	1
451 $\frac{1}{2}$	Pump packing nut	$\frac{3}{4}$ " x 18 thds. left hand	25	Harlock	451 $\frac{1}{2}$	1
450	Pump thrust washer (steel)	$\frac{3}{8}$ " x $\frac{29}{32}$ " x $\frac{7}{8}$ " dia.	10	Harod	450	1
576	Pump drive gear and shaft		2 50	Harpy	576	1
438	Pump drive gear only	26 teeth x 3 $\frac{1}{2}$ " dia.	1 50	Haruz	438	1
439	Pump drive gear shaft only	$\frac{5}{8}$ " dia. x 2 $\frac{1}{8}$ "	1 00	Hawser	439	1
440	Pump drive gear shaft bushing (rear)	$\frac{1}{8}$ " x 1"	25	Hazer	440	1
453	Pump drive gear shaft bushing (front)	1 $\frac{1}{8}$ " dia. x $\frac{3}{4}$ "	25	Hebant	453	1
577	Pump inlet connection assembly		1 00	Hebron	577	1

Part No.	Name of Part	Specifications	Price	Code Word	Fac. No.	No. Req. per Car
556	Pump inlet connection pet cock	$\frac{1}{8}$ " pet cock	\$ 0 30	Heifer	556	
455	Pump inlet nut	$1\frac{1}{8}$ " x 18 thds	30	Helek	455	1
507A	Pump inlet hose	$1\frac{1}{4}$ " x 3'	30	Helix	507A	1
555	Pump inlet hose clip	$1\frac{5}{8}$ " dia.	05	Helpath	555	2
456	Pump support screw	$\frac{3}{8}$ " x 1" x 24 thds	05	Hemal	456	3
496	Radiator fan and shaft		2 00	Hepvil	496-137	1
496 $\frac{1}{2}$	Radiator fan only		1 00	Herbar	496	1
519	STARTING CRANK ONLY		1 00	Hinny	519A	1
522	Starting crank handle bolt nut	$\frac{1}{8}$ " x 20 thds	05	Hippa	522	1
523A	Starting crank sleeve	1" dia. x $3\frac{3}{4}$ "	50	Hippola	523A	1
524	Starting crank collar pin	$\frac{3}{16}$ " x $1\frac{1}{8}$ "	02	Hipwart	524	1
525	Starting crank collar	$1\frac{1}{8}$ " x $\frac{1}{2}$ "	25	Hispid	525	1
526	Starting crank spring	$\frac{11}{16}$ " dia. x $1\frac{1}{8}$ "	10	Hitute	526	1
527A	Starting crank ratchet pin	$\frac{3}{16}$ " x $1\frac{1}{8}$ "	02	Hobah	527A	1
528A	Starting crank ratchet	$1\frac{3}{8}$ " dia. x 1" long	35	Hobit	528A	1
723A	TRANSMISSION SHAFT	1" x $7\frac{1}{2}$ " long	4 40	Depaint	723A	1
725A	Transmission disc drum	$1\frac{1}{8}$ " x $4\frac{1}{8}$ " dia.	3 00	Depeach	725A	1
726A	Transmission disc drum key	"C" Woodruff	10	Deployr	726A	1
716A	Triple gear bushing	$\frac{3}{4}$ " bore x 1" dia. x 1"	50	Depore	716A	3
1100	RADIATOR (PUMP CIRCULATION)		28 00	Hussar	1100A	1
1111B	Radiator stay rod (state length)	$\frac{1}{8}$ " and $\frac{3}{8}$ " x 24 thds. x $20\frac{1}{16}$ "	25	Hutath	1111A	1

REAR AXLE PARTS

(Used on 1909 Plain Bearing Axles)

2507	Axle shaft babbit bearing		\$ 0 80		51	2
2533	Drive shaft babbit bearing tubing (this part discontinued—substitute No. 2580B)					1
2534	Drive shaft and rear axle housing stud and nut $1\frac{1}{4}$ " long		05		23	6
24	Drive shaft housing rear bushing (1" bore) (this part discontinued—substitute No. 2539 and No. 2542.)					
2539	Drive shaft housing rear bushing ($1\frac{1}{8}$ " bore)		1 00		24B	1
2541	Drive shaft with pinion ($1\frac{1}{8}$ " diameter at rear bushing)		8 00		154B	1
87	Drive shaft only (1" diameter at rear bushing). (Discontinued—substitute No. 2539 and No. 2542.)					

Order the Following Parts for Cars Numbering Below 2500

Ford Model T

Part No.	Name of Part	Price	Fac. No.	No. Req. per Car
REAR AXLE PARTS—Continued				
2542.....	Drive shaft only (1 $\frac{3}{16}$ " bore at rear bushing)	\$ 3 50	87B.....	1
	Drive shaft pinion—11 teeth (see No. 2597)			1
2544.....	Drive shaft pinion key (Woodruff)	10	21A.....	1
2546.....	Drive shaft washer (steel)	15	22B.....	1

COTTER PINS $\frac{3}{8}$ " x 1" cotter pins $\frac{1}{8}$ " x $\frac{3}{4}$ " cotter pins $\frac{3}{8}$ " x $\frac{3}{4}$ " cotter pins $\frac{1}{8}$ " x $\frac{1}{2}$ " cotter pins $\frac{1}{8}$ " x 1" cotter pins

Price, each.....	\$ 0 01
Price, per dozen.....	05
Price, per gross.....	25

NUTS


$\frac{3}{8}$ "—24 thds.....	\$ 0 02
------------------------------	---------

This size nut used on following parts—2514-2554-2584-2722-2729-2932-3073-3074-3362-3437-3443-3540-3541-3642-3929-4034.

General Index to Contents

	Page
Axle, Rear 56 inch tread	4, 5, 7
Axle, Rear 60 inch tread	3
Rear Axle, Plate No. 1	6
Axle, Front 56 inch tread	8, 10, 11
Axle, Front 60 inch tread	9
Front Axle, Plate No. 2	9
Body, Delivery	57
Body, Roadster—1910	57
Body Parts—1909-10 Touring Car	36, 37, 38
Body Parts—1911 Runabout	38
Body Parts—1911 Touring Car	39
Body Parts—1911-12 Roadster	39
Carburetor (Kingston)	49
Kingston Carburetor Plate No. 15	47
Carburetor (Holley 1910-11)	49
Holley Carburetor Plate No. 16	48
Carburetor (Holley 1912)	49, 51
Holley Carburetor Plate No. 17	50
Coil (Kingston 1910)	51
Coil (Kingston 1911-12)	51, 53
Kingston Coil, Plate No. 18	52
Coil (Heinze)	53
Coil (Jacobson-Brandon)	53, 55
Heinze and J. & B. Coil, Plate No. 19	54
Commutator—1912	21, 23
Commutator—1909-1910-1911	23, 25
Commutator Plate No. 7	22
Cotter Pins	65
Crank (Starting Crank)	42
Drive Shaft Assembly	7, 8
Frame	13
Fenders 56 inch tread—1909-1910 Cars	15
Fenders 60 inch tread—1909-1910 Cars	17
Fenders—1911 Touring Car 56 inch tread	57, 58
Fenders—1911 Touring Car 60 inch tread	58
Fenders—1911 Runabout 56 inch tread	58
Fenders—1911 Runabout 60 inch tread	59
Fenders and Shield—1912 Torpedo, 60 in. Tread	59
Fender Plate No. 20	56
Gasoline Tank—Runabout	13, 15

	Page
Gasoline Tank—Touring Car	15
Gasoline Tank and Fender Plate No. 4	14
Hood—Touring Car	46
Hood—Runabout	46
Hood and Muffler Plate No. 14	45
Motor (Thermo-Syphon)	17, 18, 20, 21
Motor Plate No. 5	16
Motor Plate No. 6	19
Magneto	25, 27
Magneto Plate No. 8	24
Muffler	46
Nuts	65
Parts on cars numbering below 2500	61, 63, 64, 65
Old Motor Plate No. 22	62
Radiator (Thermo-Syphon)	44
Radiator Fan (Thermo-Syphon Motor)	44
Radiator Plate No. 13	43
Running Board—1909-1910 Cars 56 inch tread	15, 17
Running Board—1909-1910 Cars 60 inch tread	17
Running Board—1911 Touring Car 56 inch tread	57, 58
Running Board—1911 Touring Car 60 inch tread	58
Running Board—1911 Runabout 56 inch tread	58
Running Board—1911 Runabout 60 inch tread	59
Spring (Front)	39, 41
Spring (Rear)	41, 42
Springs Plate No. 12	40
Steering Gear—1909-1910 Type	32, 34, 35
Steering Gear—1911 Touring Car	35
Steering Gear—1911 Runabout	36
Steering Gear Plate No. 11	33
Tools (Special Tools)	59, 61
Special Tools Plate No. 21	60
Transmission	27, 29, 30
Transmission Plate No. 9	26
Transmission Plate No. 10	28
Transmission Cover	30, 31, 32
Transmission Control—3 Pedal Type	30, 30, 30
Wheels	11, 13
Wheel Plate No. 3	12
Wiring	55, 57



Price List of Parts



Ford Model T